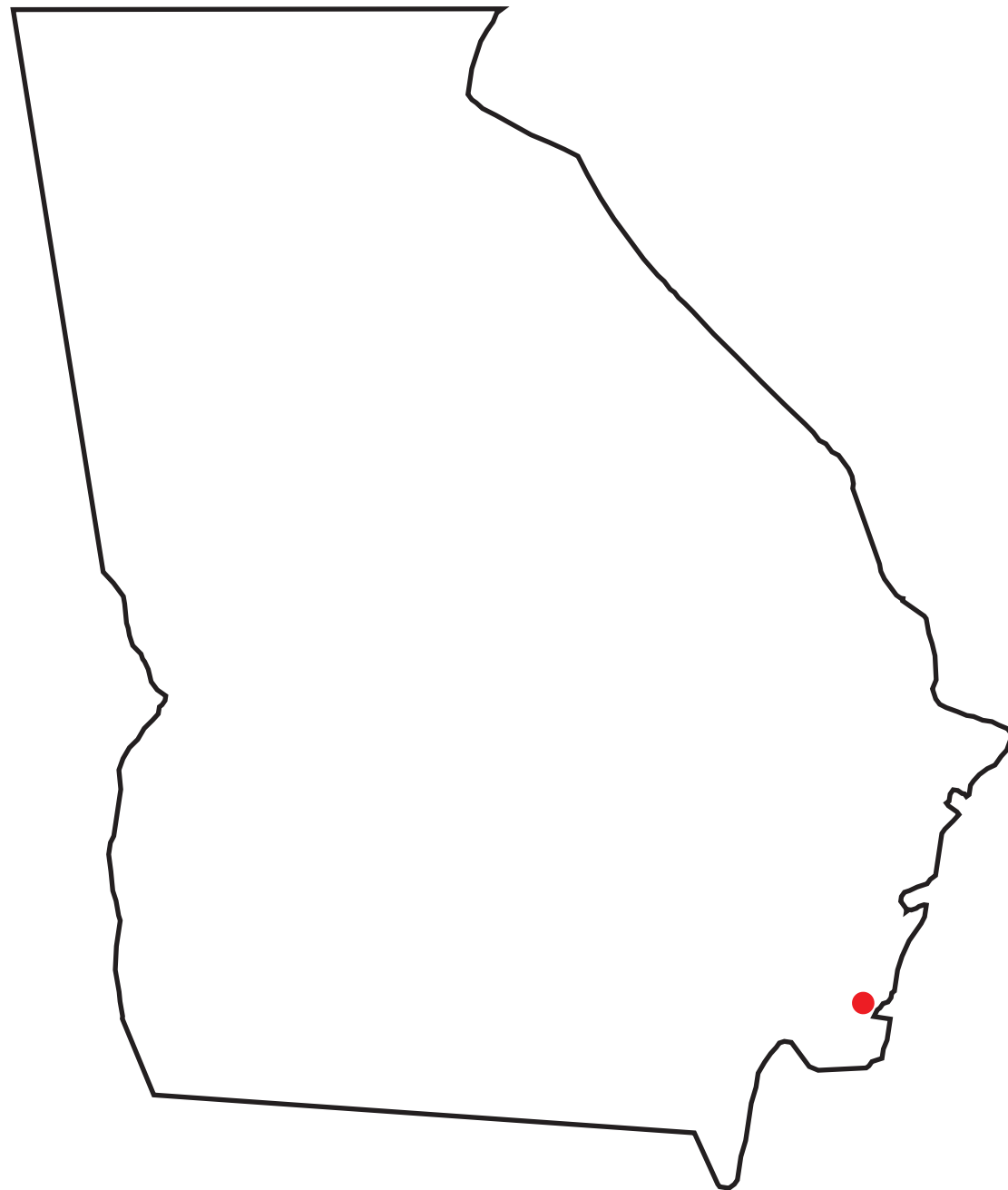


GOLDEN ISLES™

GEORGIA



Wayfinding Signage System Golden Isles, GA

Draft

Documentation Drawing Package

November 1st, 2017

February 6th, 2018



NATIONAL SIGN PLAZAS

715 Discovery Blvd
Cedar Park, TX 78613
(888) 982-1234
nsp.biz

GOLDEN ISLES™

GEORGIA

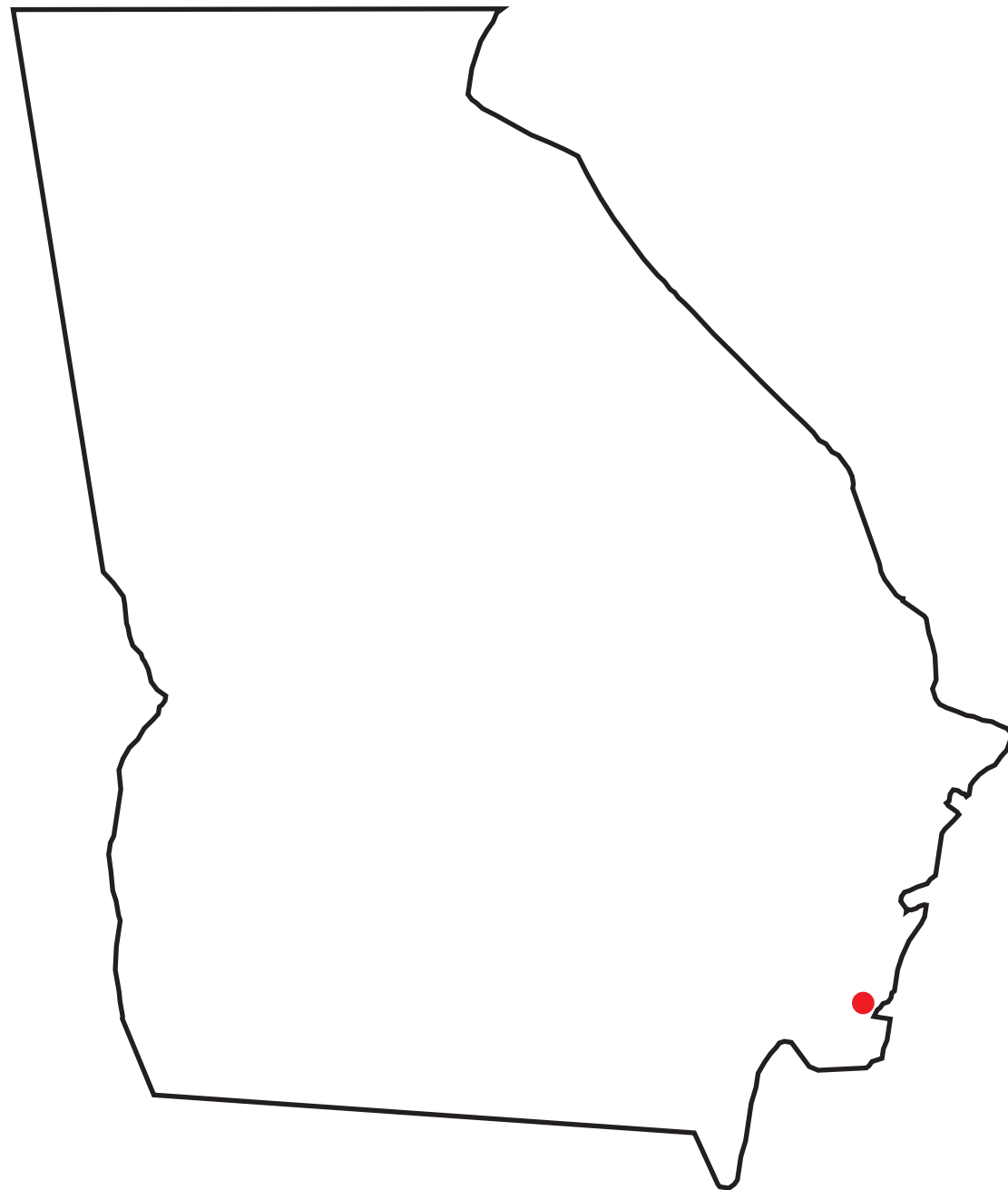


Table of Contents

Maps

- 2.01 Map Overview
- 2.02 Map Section 1
- 2.03 Map Section 2
- 2.04 Map Section 3
- 2.05 Map Section 4
- 2.06 Map Section 5
- 2.07 Map Section 6
- 2.08 Map Section 7
- 2.09 Map Section 9
- 2.10 Map Section 10
- 2.11 Map Section 11
- 2.12 Map Section 12
- 2.13 Map Section 13
- 2.14 Map Section 14
- 2.15 Map Section 14.a Pg 1
- 2.16 Map Section 14.a Pg 2
- 2.17 Map Section 15 Pg 1
- 2.18 Map Section 15 Pg 2
- 2.19 Map Section 16
- 2.20 Map Section 17
- 2.21 Map Section 18
- 2.22 Map Section 19 Pg 1
- 2.23 Map Section 19 Pg 2
- 2.24 Map Section 20

Detail Sheets

- 1.01 Design Family

Site Plans

See Next Page

Proof Sheets

- 4.01 Phase 1 VEH06
- 4.02 Phase 1 VEH07
- 4.03 Phase 2 VEH05
- 4.04 Phase 2 VEH06
- 4.05 Phase 2 VEH07
- 4.06 Phase 3 VEH01
- 4.07 Phase 3 VEH02
- 4.08 Phase 3 VEH03
- 4.09 Phase 3 VEH05
- 4.10 Phase 3 VEH06
- 4.11 Phase 3 VEH07
- 4.12 Phase 4 VEH01
- 4.13 Phase 4 VEH02
- 4.14 Phase 4 VEH03
- 4.15 Phase 4 VEH05 Page 1
- 4.16 Phase 4 VEH05 Page 2
- 4.17 Phase 4 VEH06



NATIONAL SIGN PLAZAS

715 Discovery Blvd
 Cedar Park, TX 78613
 (888) 982-1234
 nsp.biz

GOLDEN ISLES™

GEORGIA

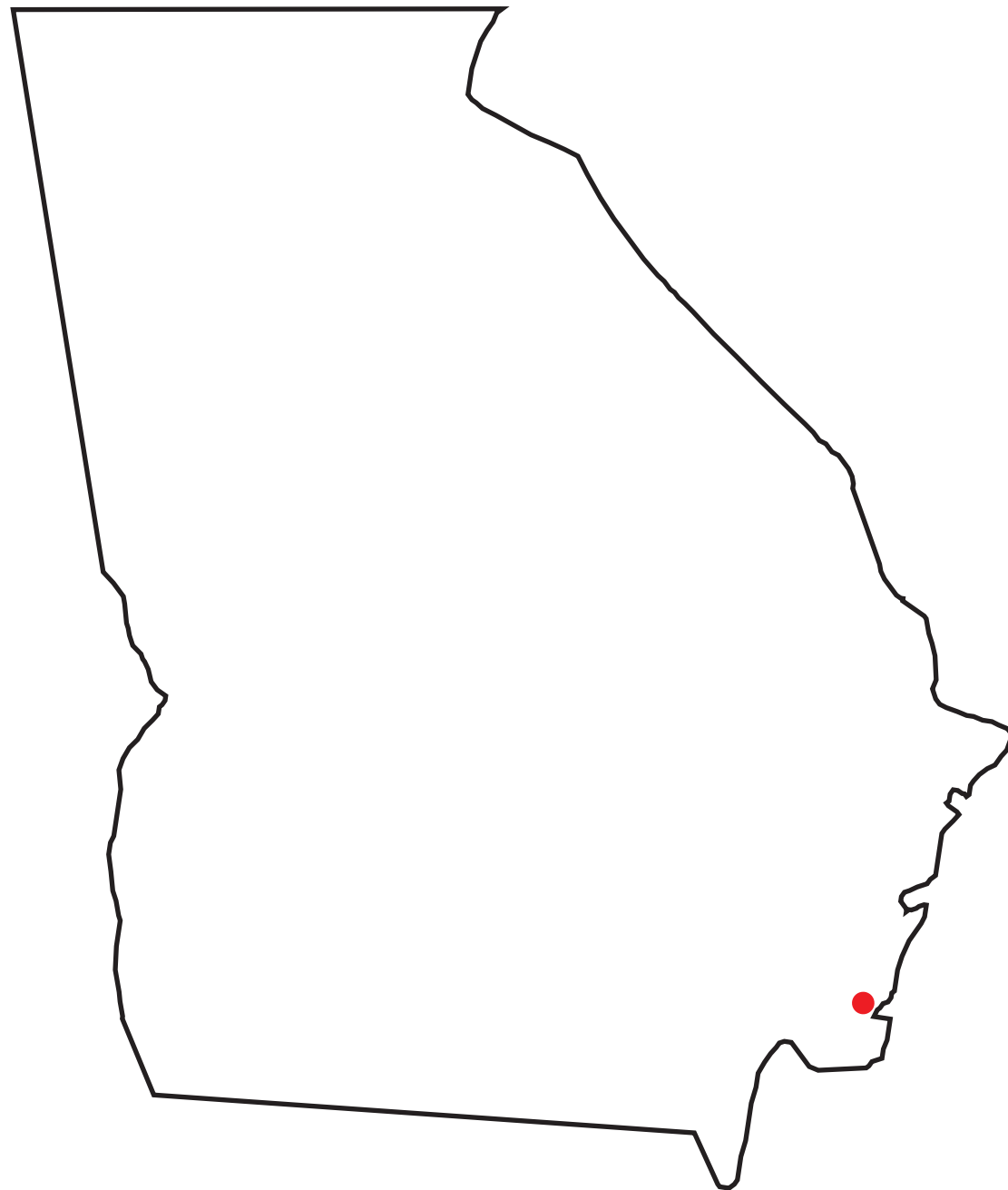


Table of Contents (cont.)

Site Plans (Golden Isles)				Site Plans (St. Simons Island)			
3.01	GC01	3.32	GC48	3.46	SS02	3.76	SS43
3.02	GC02	3.33	GC49	3.47	SS03	3.77	SS44
3.03	GC06	3.34	GC50	3.48	SS05	3.78	SS45
3.04	GC07	3.35	GC51	3.49	SS07	3.79	SS46
3.05	GC08	3.36	GC53	3.50	SS08	3.80	SS47
3.06	GC09	3.37	GC54	3.51	SS09	3.81	SS48
3.07	GC10	3.38	GC59	3.52	SS10	3.82	SS49
3.08	GC11	3.39	GC60	3.53	SS11	3.83	SS50
3.09	GC12	3.40	GC62	3.54	SS12		
3.10	GC14	3.41	GC63	3.55	SS13		
3.11	GC15	3.42	GC64	3.56	SS14		
3.12	GC16	3.43	GC65	3.57	SS15		
3.13	GC17	3.44	GC66	3.58	SS18		
3.14	GC18	3.45	GC66a	3.59	SS19		
3.15	GC19			3.60	SS20		
3.16	GC20			3.61	SS22		
3.17	GC21			3.62	SS23		
3.18	GC22			3.63	SS24		
3.19	GC23			3.64	SS25		
3.20	GC24			3.65	SS26		
3.21	GC25			3.66	SS27		
3.22	GC26			3.67	SS28		
3.23	GC27			3.68	SS29		
3.24	GC28			3.69	SS30		
3.25	GC30			3.70	SS31		
3.26	GC31			3.71	SS35		
3.27	GC32			3.72	SS39		
3.28	GC33			3.73	SS40		
3.29	GC34			3.74	SS41		
3.30	GC35			3.75	SS42		
3.31	GC47						



NATIONAL SIGN PLAZAS

715 Discovery Blvd
 Cedar Park, TX 78613
 (888) 982-1234
 nsp.biz

WAYFINDING SIGN STANDARDS MUTCD

(This page not included in final draft)

Sect. 2D.50 Community Wayfinding Signs

22 Community wayfinding guide signs should be limited to three destinations per sign.

Sect. 2A.13 Word Messages

- 04 Word messages should not contain periods, apostrophes, question marks, ampersands, or other punctuation or characters that are not letters, numbers, or hyphens unless necessary to avoid confusion.
- 05 The solidus (slanted line or forward slash) is intended to be used for fractions only and should not be used to separate words on the same line of legend. Instead, a hyphen should be used for this purpose, such as "TRUCKS-BUSES."
- 08 When initials are used to represent an abbreviation for separate words (such as "U S" for a United States route), the initials should be separated by a space of between 1/2 and 3/4 of the letter height of the initials.
- 09 When an Interstate route is displayed in text form instead of using the route shield, a hyphen should be used for clarity, such as "I-50."

Sect. 2D.06 Size of Lettering

03 The principal legend on guide signs shall be in letters and numerals at least 6 inches in height for all upper-case letters, or a combination of 6 inches in height for upper-case letters and 4.5 inches in height for lower-case letters. On low-volume roads (as defined in Section 5A.01) with speeds of 25 mph or less and on urban streets with speeds of 25 mph or less, the principal legend shall be in letters at least 4 inches in height for all upper-case letters, or a combination of 4 inches in height for upper-case letters and 3 inches in height for lower-case letters.

Sect. 2D.37 Destination Signs (D1 Series)

- 05 Except as otherwise provided in this Manual, an arrow pointing to the right shall be at the extreme right of the sign, and an arrow pointing left or up shall be at the extreme left.
- 14 The closest destination lying straight ahead should be at the top of the sign or assembly, and below it the closest destinations to the left and to the right, in that order.
- 15 If more than one destination is displayed in the same direction, the name of a nearer destination shall be displayed above the name of a destination that is further away.



Atlanta
Chicago
Denver
Phoenix
Orlando

nsp.biz

Austin
Dallas
Houston
San Antonio

(888) 982-1234

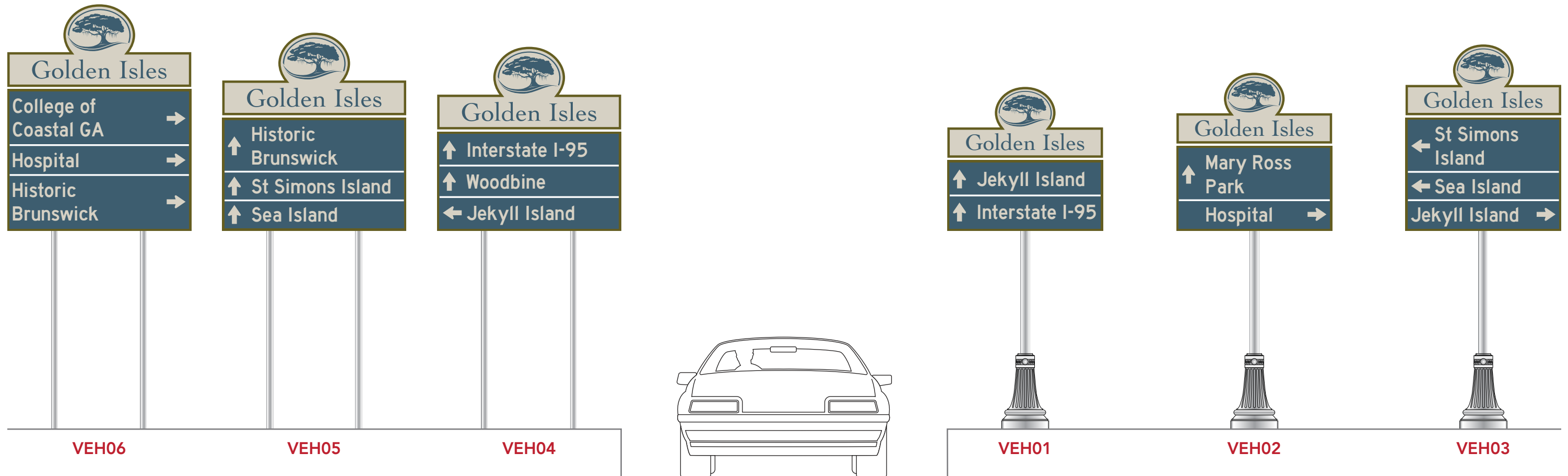
These documents are intended to illustrate design intent and should only be used as a general guideline. No information contained herein should be constructed as an engineered element. The fabricator / installer shall be responsible for all structural, electrical and mechanical specifications. Information contained herein are part of an original and unpublished design by National Sign Plaza, Inc. Detailing and information contained on these pages shall not be reproduced, copied or utilized except for the specific project for which they were created, without the express written consent of National Sign Plazas, Inc.



Civic Wayfinding System
Design and Planning Development

GOLDEN ISLES™
GEORGIA

DESIGN FAMILY



Atlanta
Chicago
Denver
Phoenix
Orlando

nsp.biz

Austin
Dallas
Houston
San Antonio

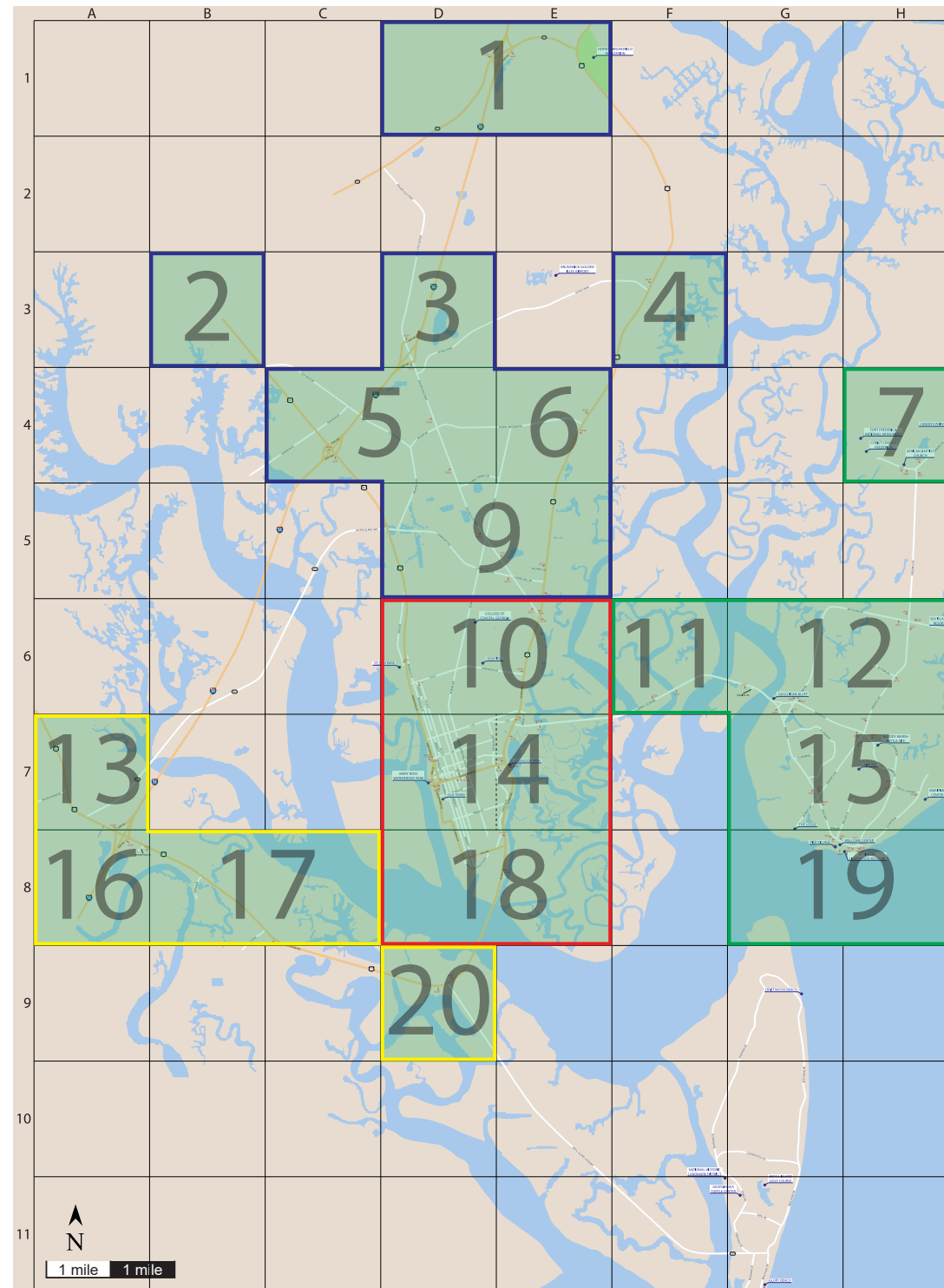
(888) 982-1234

These documents are intended to illustrate design intent and should only be used as a general guideline. No information contained herein should be constructed as an engineered element. The fabricator / installer shall be responsible for all structural, electrical and mechanical specifications. Information contained herein are part of an original and unpublished design by National Sign Plaza, Inc. Detailing and information contained on these pages shall not be reproduced, copied or utilized except for the specific project for which they were created, without the express written consent of National Sign Plazas, Inc.







Civic Wayfinding System
Design and Planning Development

Map Overview



Phases

-  Phase 1
-  Phase 2
-  Phase 3
-  Phase 4



Atlanta
Chicago
Denver
Phoenix
Orlando

nsp.biz

Austin
Dallas
Houston
San Antonio

(888) 982-1234

These documents are intended to illustrate design intent and should only be used as a general guideline. No information contained herein should be constructed as an engineered element. The fabricator / installer shall be responsible for all structural, electrical and mechanical specifications. Information contained herein are part of an original and unpublished design by National Sign Plaza, Inc. Detailing and information contained on these pages shall not be reproduced, copied or utilized except for the specific project for which they were created, without the express written consent of National Sign Plazas, Inc.



Civic Wayfinding System
Design and Planning Development

GOLDEN ISLES™
GEORGIA

Map Section 1: D1-E1

Sign Schedule:	
GC21	Hofwyl-Broadfield Plantation →
	Historic Brunswick →
	St Simons Island →
GC22	← Hofwyl-Broadfield Plantation
	← Historic Brunswick
	← St Simons Island



Atlanta
Chicago
Denver
Phoenix
Orlando

nsp.biz

Austin
Dallas
Houston
San Antonio

(888) 982-1234

These documents are intended to illustrate design intent and should only be used as a general guideline. No information contained herein should be constructed as an engineered element. The fabricator / installer shall be responsible for all structural, electrical and mechanical specifications. Information contained herein are part of an original and unpublished design by National Sign Plaza, Inc. Detailing and information contained on these pages shall not be reproduced, copied or utilized except for the specific project for which they were created, without the express written consent of National Sign Plazas, Inc.



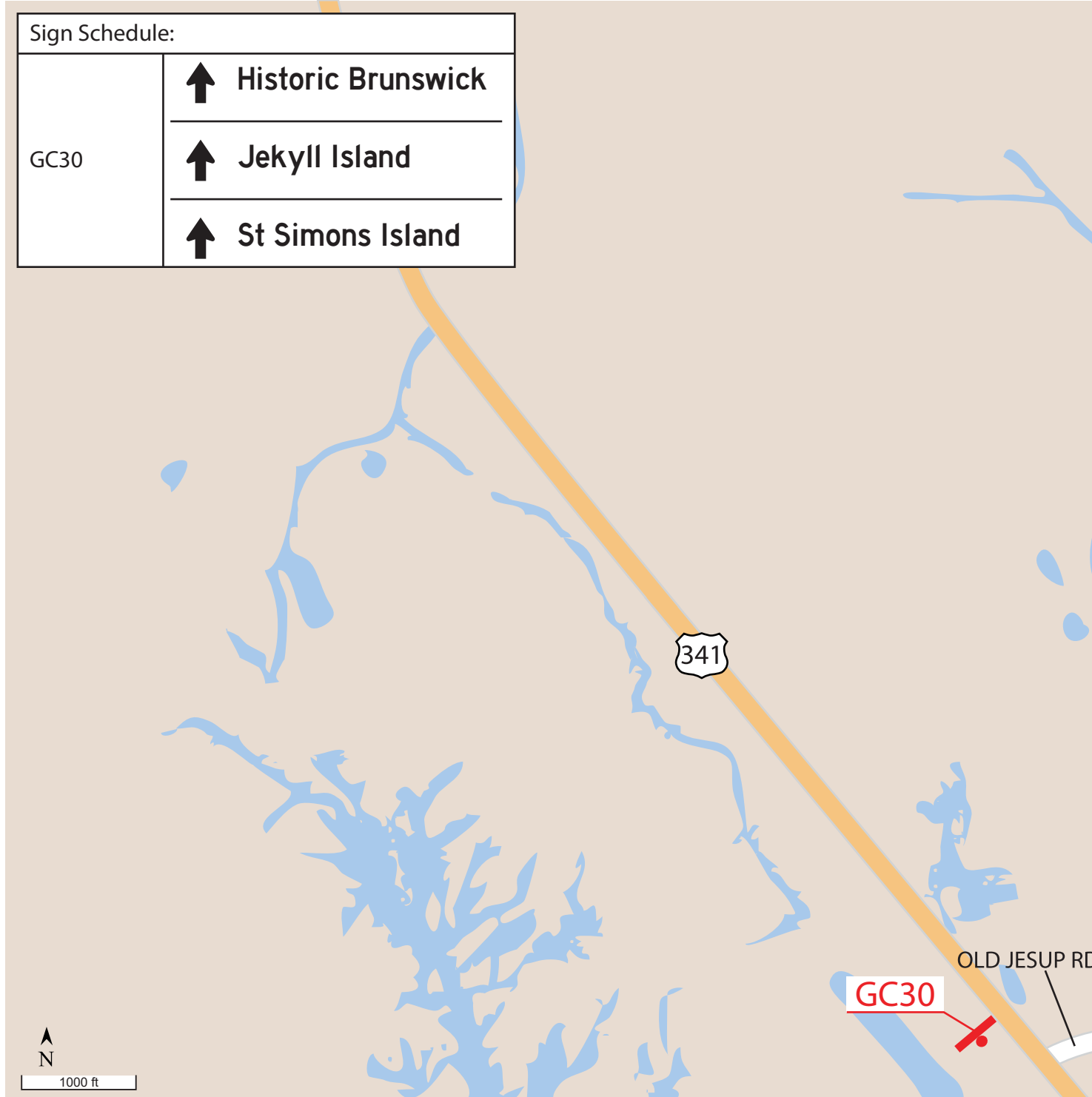
Civic Wayfinding System
Design and Planning Development

GOLDEN ISLES™
GEORGIA

Phase 1

2.02

Map Section 2: B3



Atlanta
Chicago
Denver
Phoenix
Orlando

nsp.biz

Austin
Dallas
Houston
San Antonio

(888) 982-1234

These documents are intended to illustrate design intent and should only be used as a general guideline. No information contained herein should be constructed as an engineered element. The fabricator / installer shall be responsible for all structural, electrical and mechanical specifications. Information contained herein are part of an original and unpublished design by National Sign Plaza, Inc. Detailing and information contained on these pages shall not be reproduced, copied or utilized except for the specific project for which they were created, without the express written consent of National Sign Plazas, Inc.



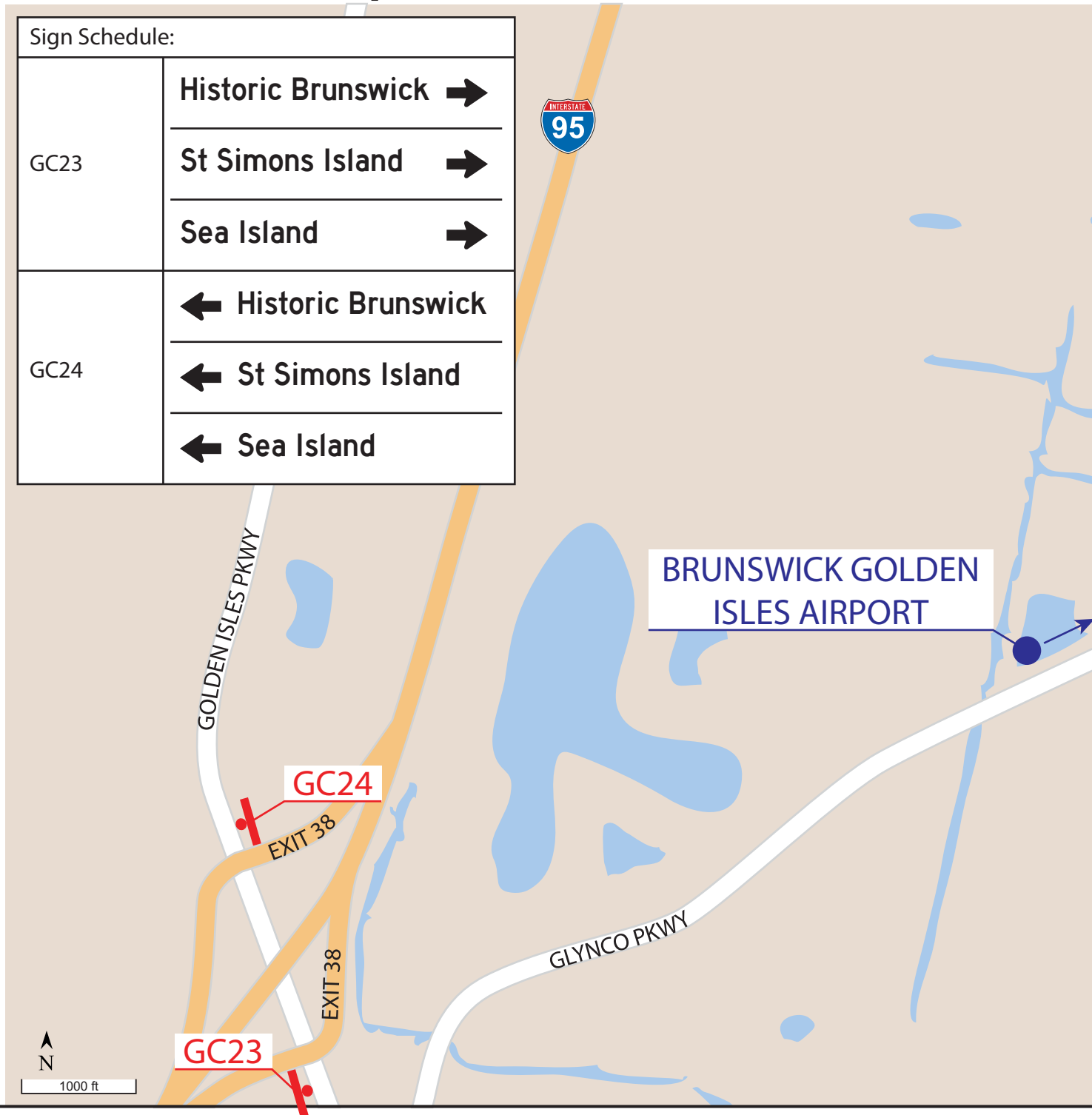
Civic Wayfinding System
Design and Planning Development

GOLDEN ISLES™
GEORGIA

Phase 1

2.03

Map Section 3: D3



Atlanta
Chicago
Denver
Phoenix
Orlando

nsp.biz

Austin
Dallas
Houston
San Antonio

(888) 982-1234

These documents are intended to illustrate design intent and should only be used as a general guideline. No information contained herein should be constructed as an engineered element. The fabricator / installer shall be responsible for all structural, electrical and mechanical specifications. Information contained herein are part of an original and unpublished design by National Sign Plaza, Inc. Detailing and information contained on these pages shall not be reproduced, copied or utilized except for the specific project for which they were created, without the express written consent of National Sign Plazas, Inc.



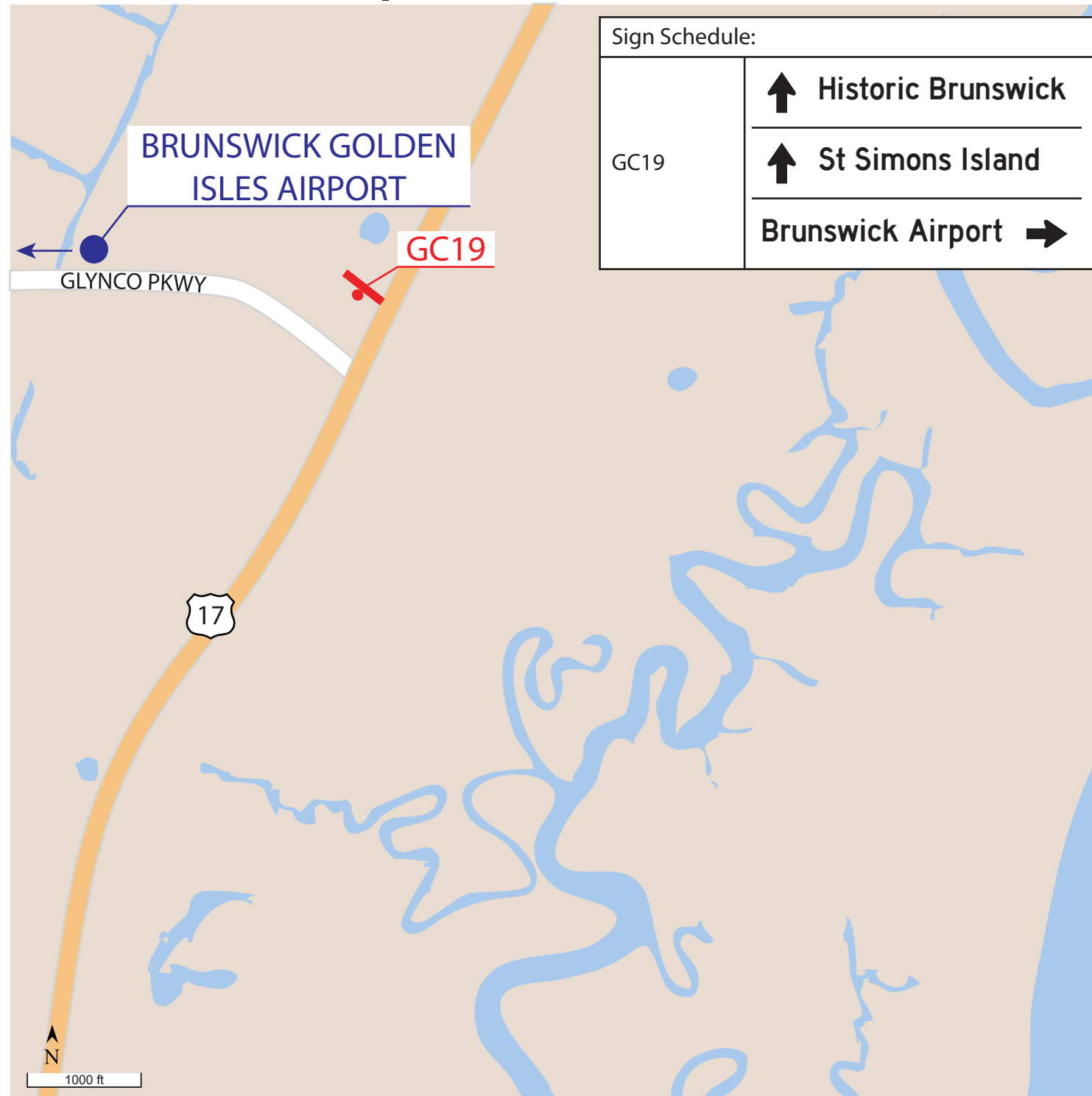
Civic Wayfinding System
Design and Planning Development

GOLDEN ISLES™
GEORGIA

Phase 1

2.04

Map Section 4: F3



Atlanta
Chicago
Denver
Phoenix
Orlando

nsp.biz

Austin
Dallas
Houston
San Antonio

(888) 982-1234

These documents are intended to illustrate design intent and should only be used as a general guideline. No information contained herein should be constructed as an engineered element. The fabricator / installer shall be responsible for all structural, electrical and mechanical specifications. Information contained herein are part of an original and unpublished design by National Sign Plaza, Inc. Detailing and information contained on these pages shall not be reproduced, copied or utilized except for the specific project for which they were created, without the express written consent of National Sign Plazas, Inc.



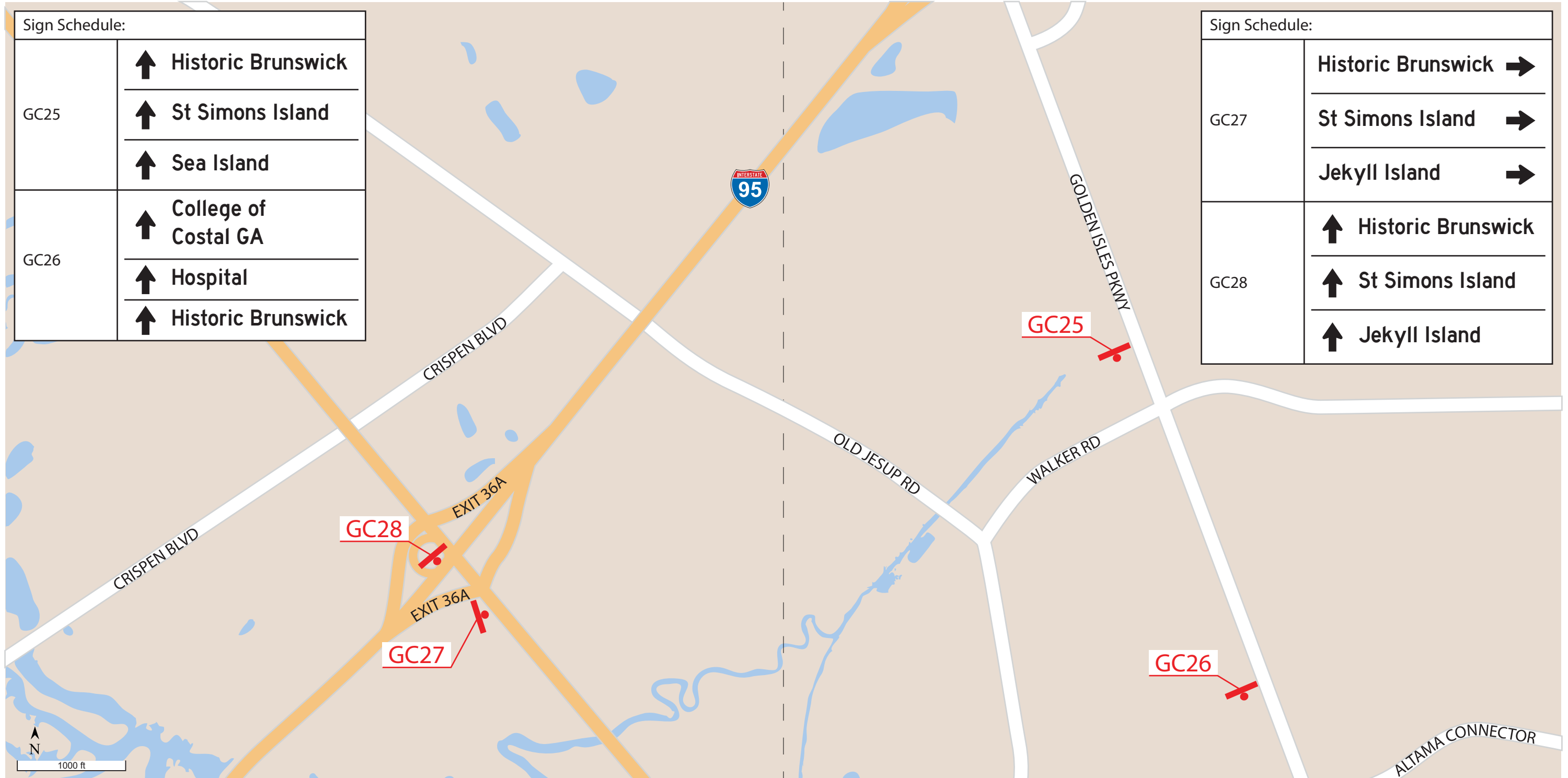
Civic Wayfinding System
Design and Planning Development

GOLDEN ISLES™
GEORGIA

Phase 1

2.05

Map Section 5: C4-D4



Atlanta
Chicago
Denver
Phoenix
Orlando

nsp.biz

Austin
Dallas
Houston
San Antonio

(888) 982-1234

These documents are intended to illustrate design intent and should only be used as a general guideline. No information contained herein should be constructed as an engineered element. The fabricator / installer shall be responsible for all structural, electrical and mechanical specifications. Information contained herein are part of an original and unpublished design by National Sign Plaza, Inc. Detailing and information contained on these pages shall not be reproduced, copied or utilized except for the specific project for which they were created, without the express written consent of National Sign Plazas, Inc.



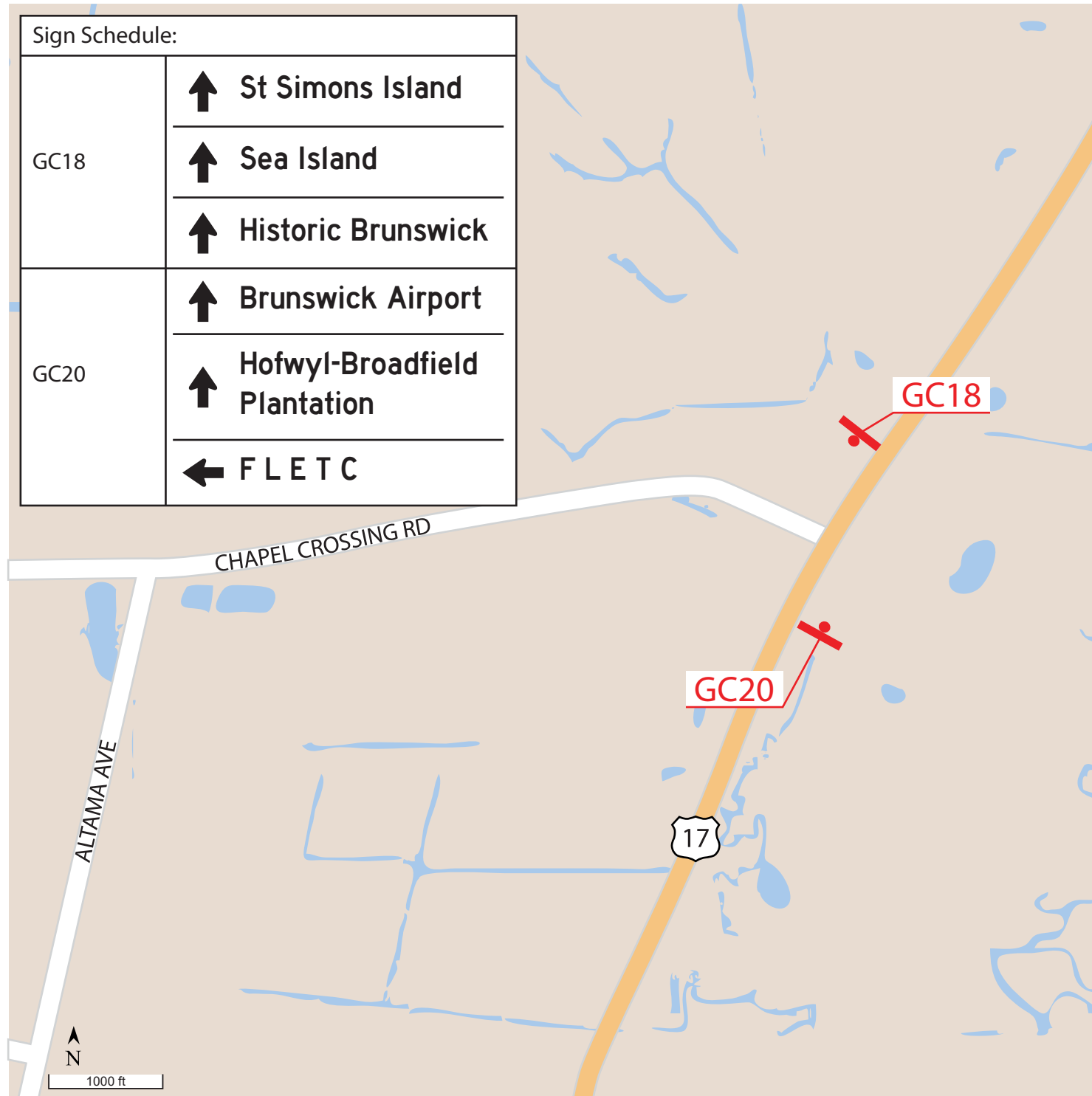
Civic Wayfinding System
Design and Planning Development

GOLDEN ISLES™
GEORGIA

Phase 1

2.06

Map Section 6: E4



Atlanta
Chicago
Denver
Phoenix
Orlando

nsp.biz

Austin
Dallas
Houston
San Antonio

(888) 982-1234

These documents are intended to illustrate design intent and should only be used as a general guideline. No information contained herein should be constructed as an engineered element. The fabricator / installer shall be responsible for all structural, electrical and mechanical specifications. Information contained herein are part of an original and unpublished design by National Sign Plaza, Inc. Detailing and information contained on these pages shall not be reproduced, copied or utilized except for the specific project for which they were created, without the express written consent of National Sign Plazas, Inc.



Civic Wayfinding System
Design and Planning Development

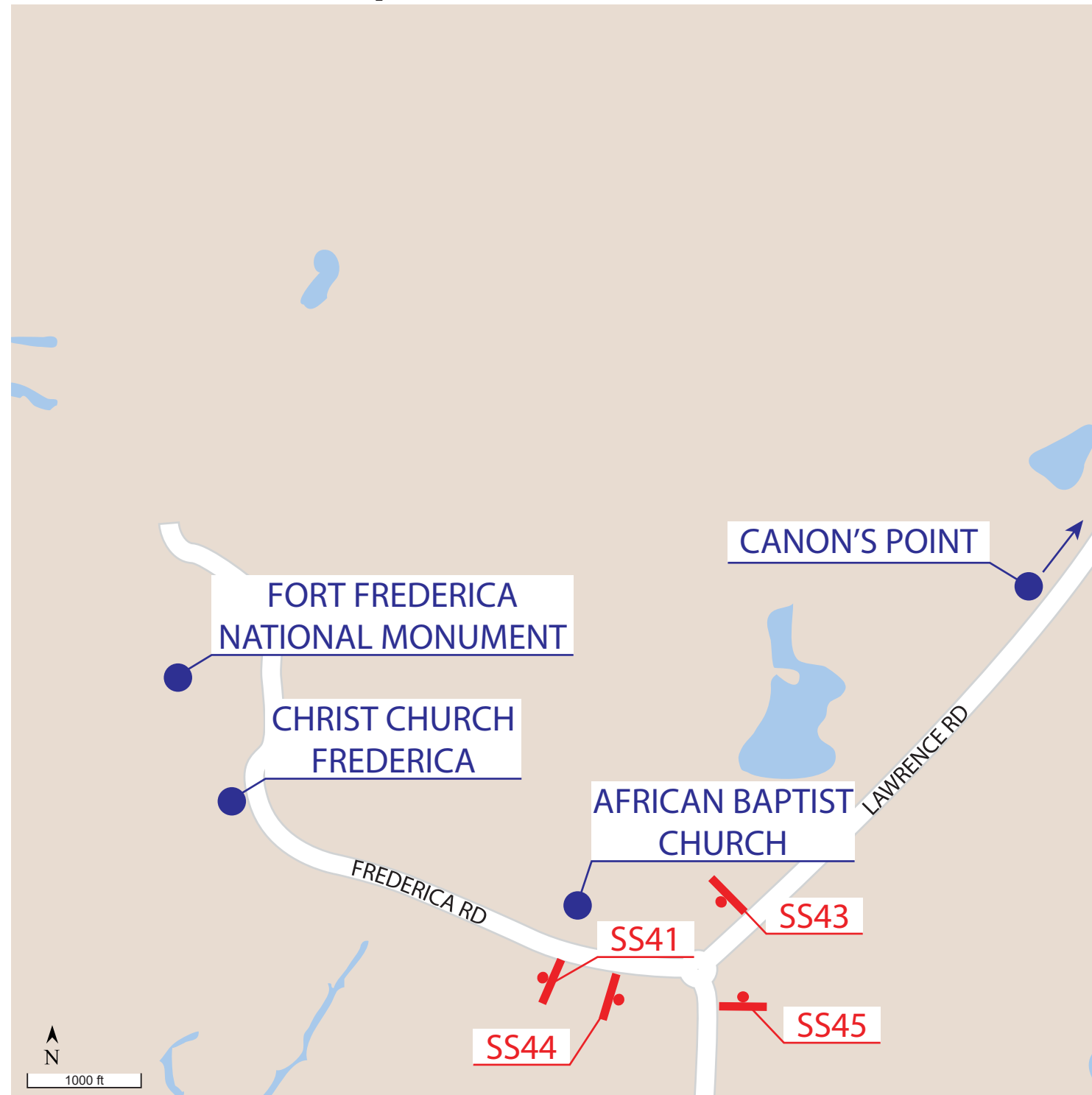
GOLDEN ISLES™
GEORGIA

Phase 1

2.07

Map Section 7: H4

Sign Schedule:	
SS41	↑ Fort Frederica
	↑ Christ Church
	African Baptist Church →
SS43	↻ Sea Island Brunswick
	↻ Fort Frederica Christ Church
SS44	↻ Little St Simons Island
	↻ Cannon's Point
	↻ Sea Island Brunswick
SS45	↻ Fort Frederica Christ Church
	↻ Cannon's Point
	↻ Little St Simons Island



Atlanta
Chicago
Denver
Phoenix
Orlando

Austin
Dallas
Houston
San Antonio

nsp.biz (888) 982-1234

These documents are intended to illustrate design intent and should only be used as a general guideline. No information contained herein should be constructed as an engineered element. The fabricator / installer shall be responsible for all structural, electrical and mechanical specifications. Information contained herein are part of an original and unpublished design by National Sign Plaza, Inc. Detailing and information contained on these pages shall not be reproduced, copied or utilized except for the specific project for which they were created, without the express written consent of National Sign Plazas, Inc.



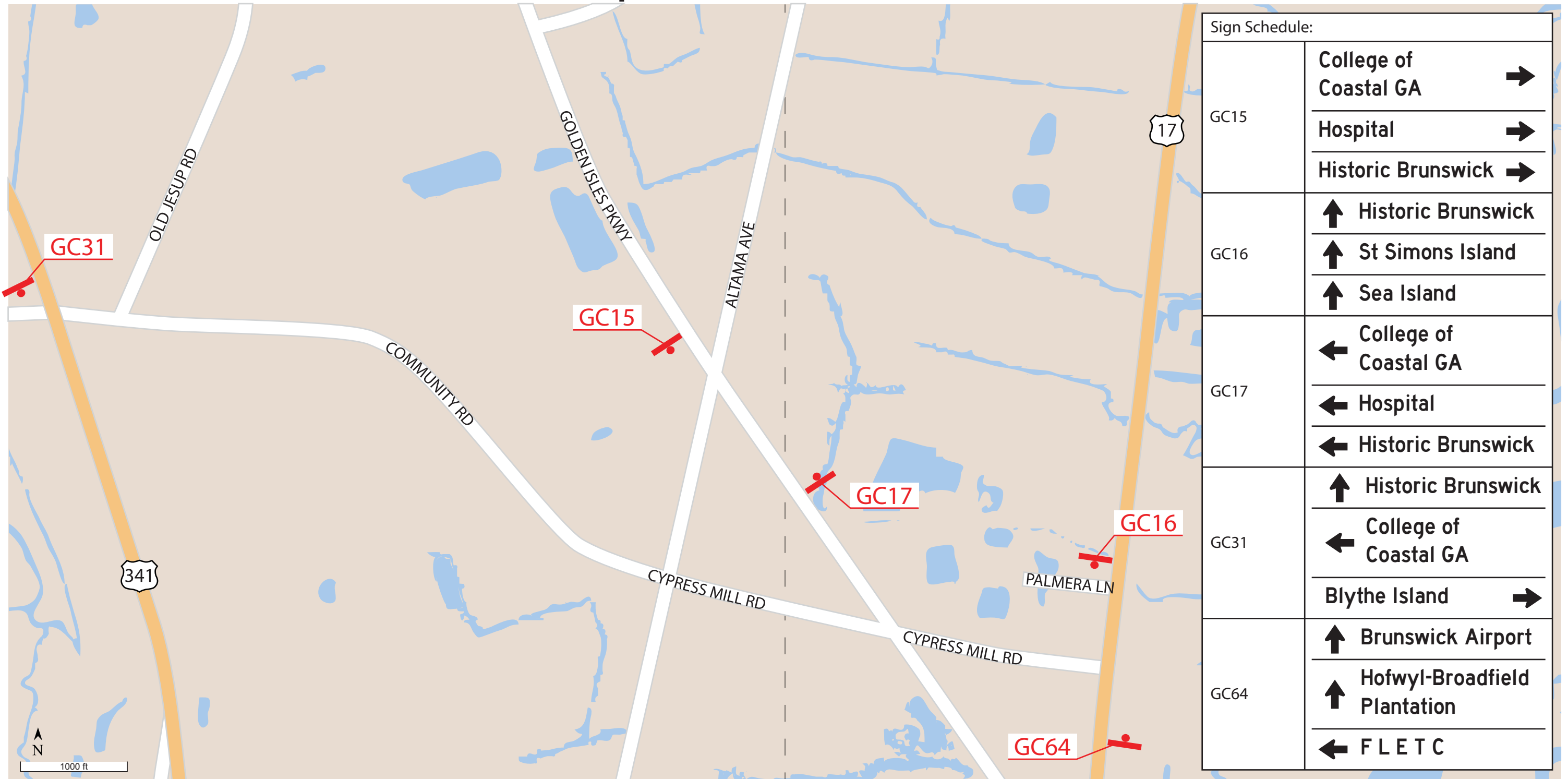
Civic Wayfinding System
Design and Planning Development

GOLDEN ISLES™
GEORGIA

Phase 4

2.08

Map Section 9: D5-E5



Atlanta
Chicago
Denver
Phoenix
Orlando

nsp.biz

Austin
Dallas
Houston
San Antonio

(888) 982-1234

These documents are intended to illustrate design intent and should only be used as a general guideline. No information contained herein should be constructed as an engineered element. The fabricator / installer shall be responsible for all structural, electrical and mechanical specifications. Information contained herein are part of an original and unpublished design by National Sign Plaza, Inc. Detailing and information contained on these pages shall not be reproduced, copied or utilized except for the specific project for which they were created, without the express written consent of National Sign Plazas, Inc.



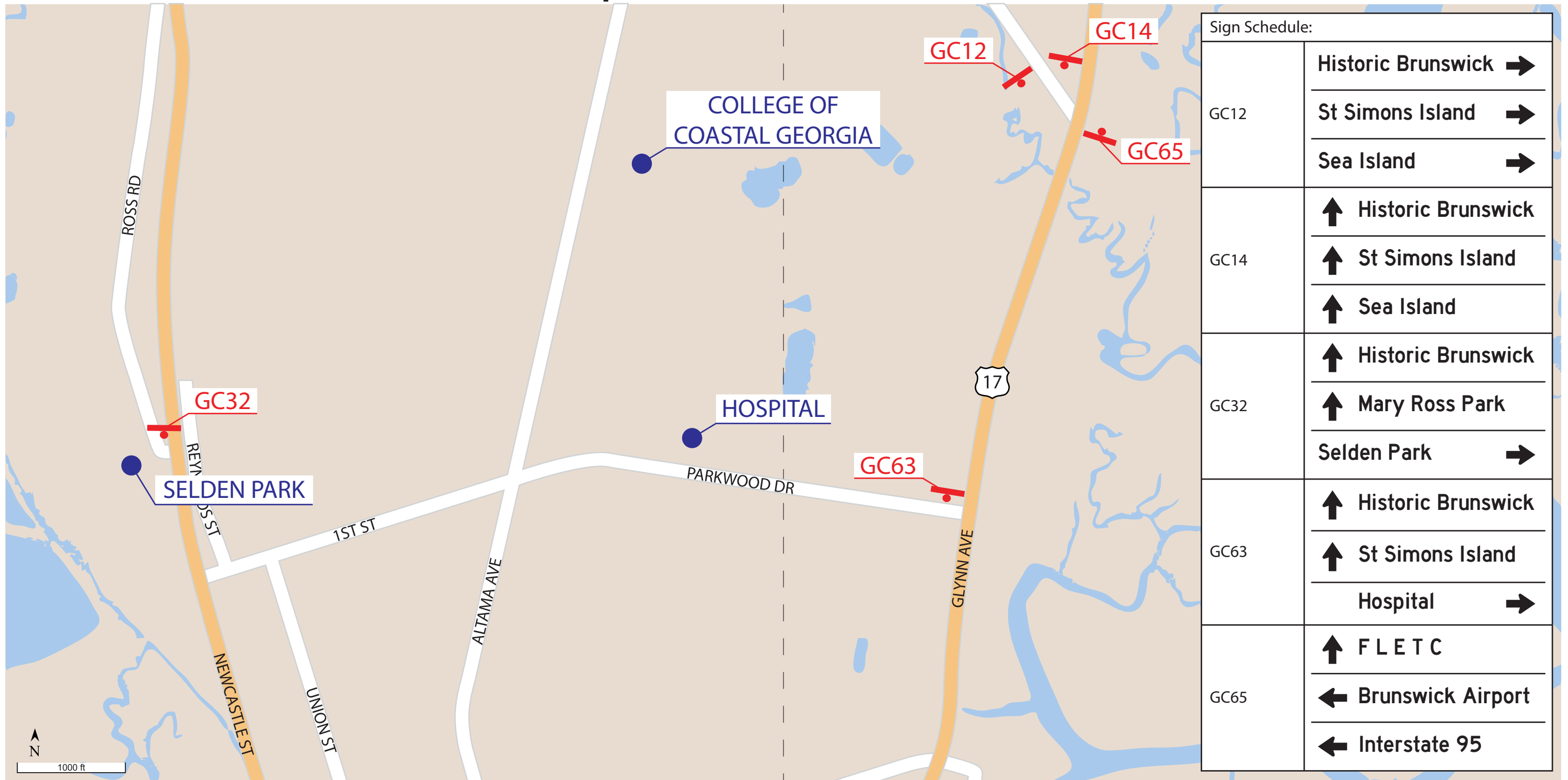
Civic Wayfinding System
Design and Planning Development

GOLDEN ISLES™
GEORGIA

Phase 1

2.09

Map Section 10: D6-E6



Atlanta
Chicago
Denver
Phoenix
Orlando

nsp.biz

Austin
Dallas
Houston
San Antonio

(888) 982-1234

These documents are intended to illustrate design intent and should only be used as a general guideline. No information contained herein should be constructed as an engineered element. The fabricator / installer shall be responsible for all structural, electrical and mechanical specifications. Information contained herein are part of an original and unpublished design by National Sign Plaza, Inc. Detailing and information contained on these pages shall not be reproduced, copied or utilized except for the specific project for which they were created, without the express written consent of National Sign Plazas, Inc.



Civic Wayfinding System
Design and Planning Development

GOLDEN ISLES™
GEORGIA

Phase 3

2.10

Map Section 11: F6



Atlanta
Chicago
Denver
Phoenix
Orlando

nsp.biz

Austin
Dallas
Houston
San Antonio

(888) 982-1234

These documents are intended to illustrate design intent and should only be used as a general guideline. No information contained herein should be constructed as an engineered element. The fabricator / installer shall be responsible for all structural, electrical and mechanical specifications. Information contained herein are part of an original and unpublished design by National Sign Plaza, Inc. Detailing and information contained on these pages shall not be reproduced, copied or utilized except for the specific project for which they were created, without the express written consent of National Sign Plazas, Inc.



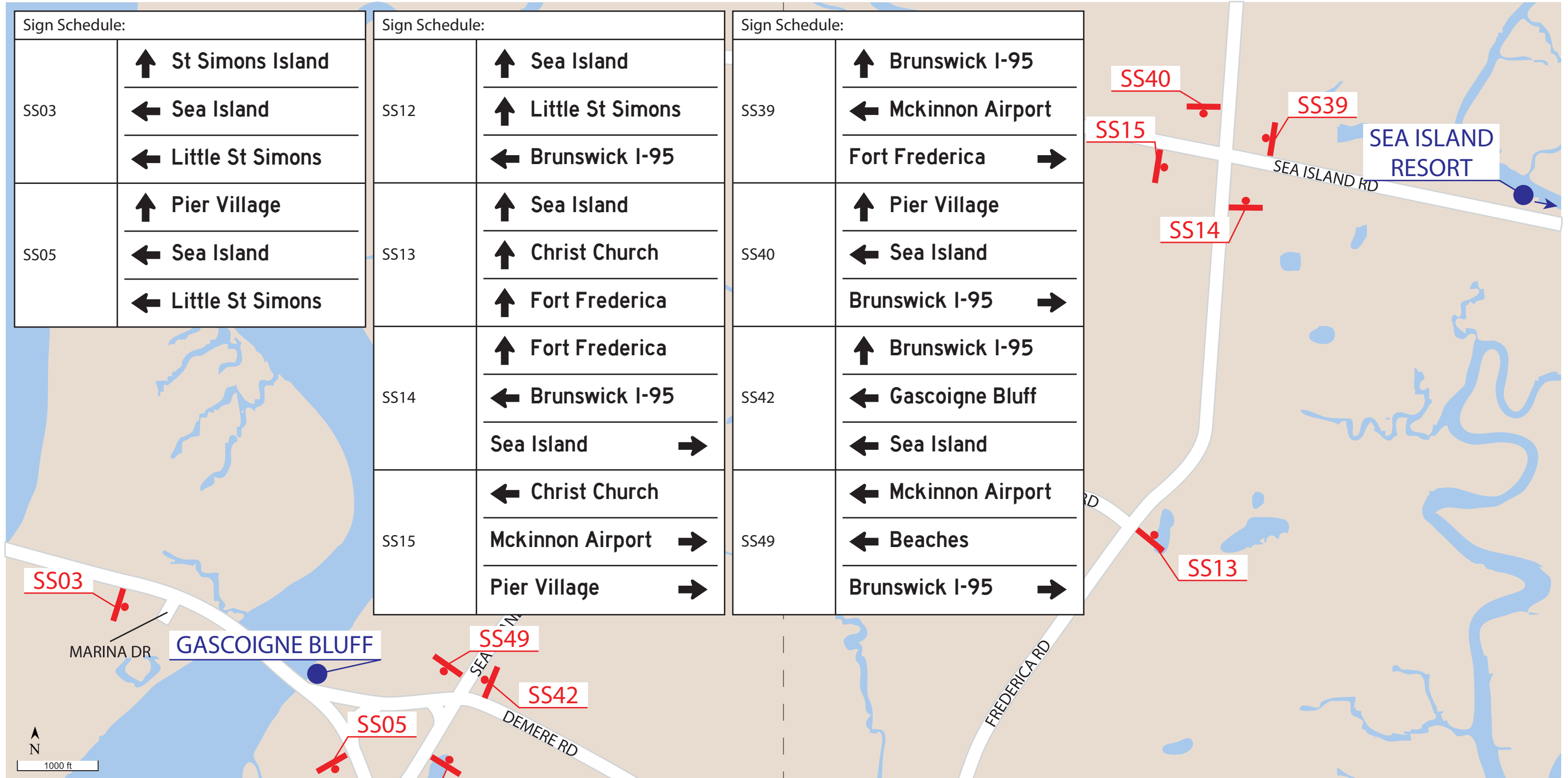
Civic Wayfinding System
Design and Planning Development

GOLDEN ISLES™
GEORGIA

Phase 4

2.11

Map Section 12: G6-H6



Atlanta
Chicago
Denver
Phoenix
Orlando

nsp.biz

Austin
Dallas
Houston
San Antonio

(888) 982-1234

These documents are intended to illustrate design intent and should only be used as a general guideline. No information contained herein should be constructed as an engineered element. The fabricator / installer shall be responsible for all structural, electrical and mechanical specifications. Information contained herein are part of an original and unpublished design by National Sign Plaza, Inc. Detailing and information contained on these pages shall not be reproduced, copied or utilized except for the specific project for which they were created, without the express written consent of National Sign Plazas, Inc.



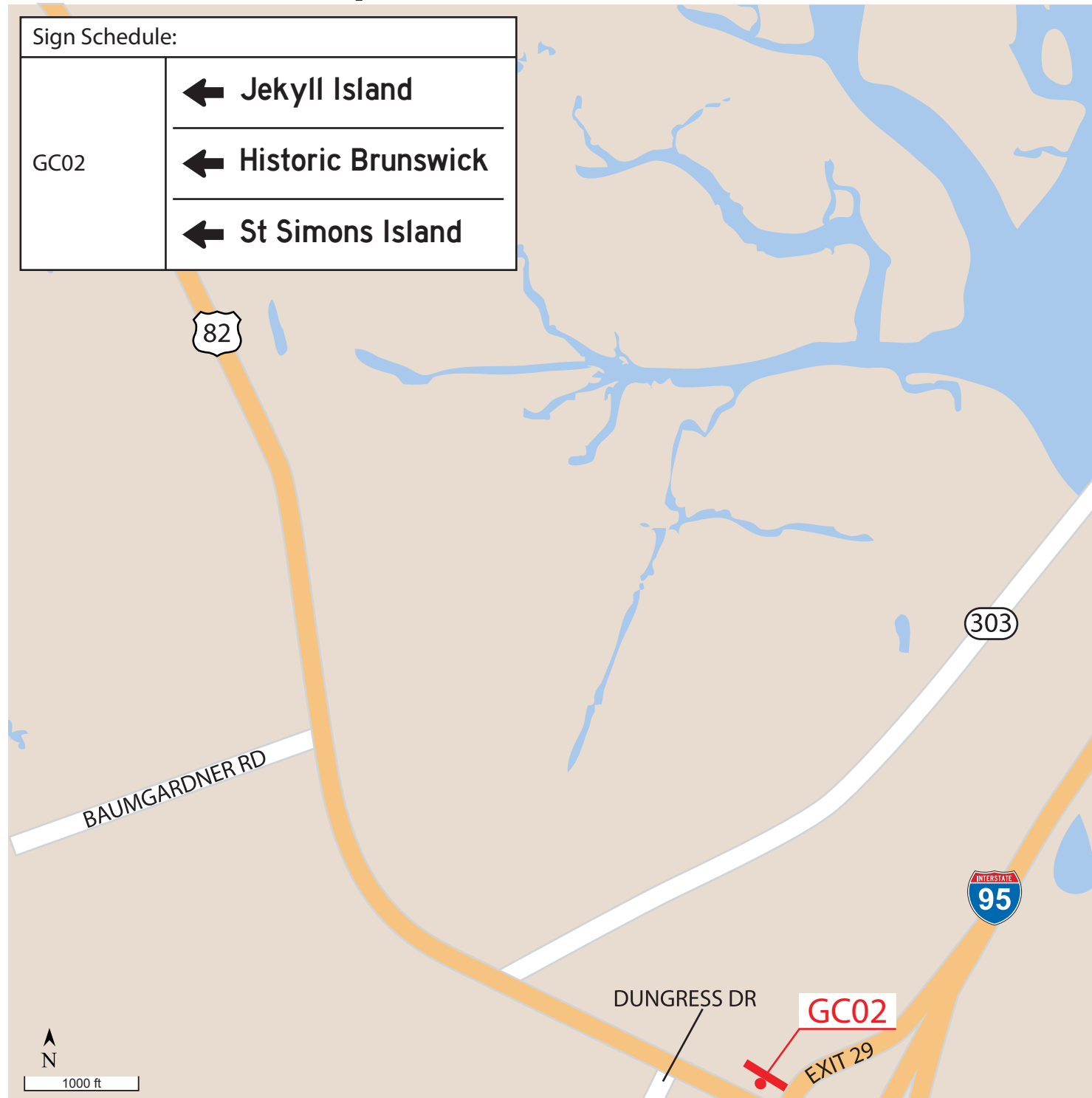
Civic Wayfinding System
Design and Planning Development

GOLDEN ISLES™
GEORGIA

Phase 4

2.12

Map Section 13: A7



Atlanta
Chicago
Denver
Phoenix
Orlando

nsp.biz

Austin
Dallas
Houston
San Antonio

(888) 982-1234

These documents are intended to illustrate design intent and should only be used as a general guideline. No information contained herein should be constructed as an engineered element. The fabricator / installer shall be responsible for all structural, electrical and mechanical specifications. Information contained herein are part of an original and unpublished design by National Sign Plaza, Inc. Detailing and information contained on these pages shall not be reproduced, copied or utilized except for the specific project for which they were created, without the express written consent of National Sign Plazas, Inc.



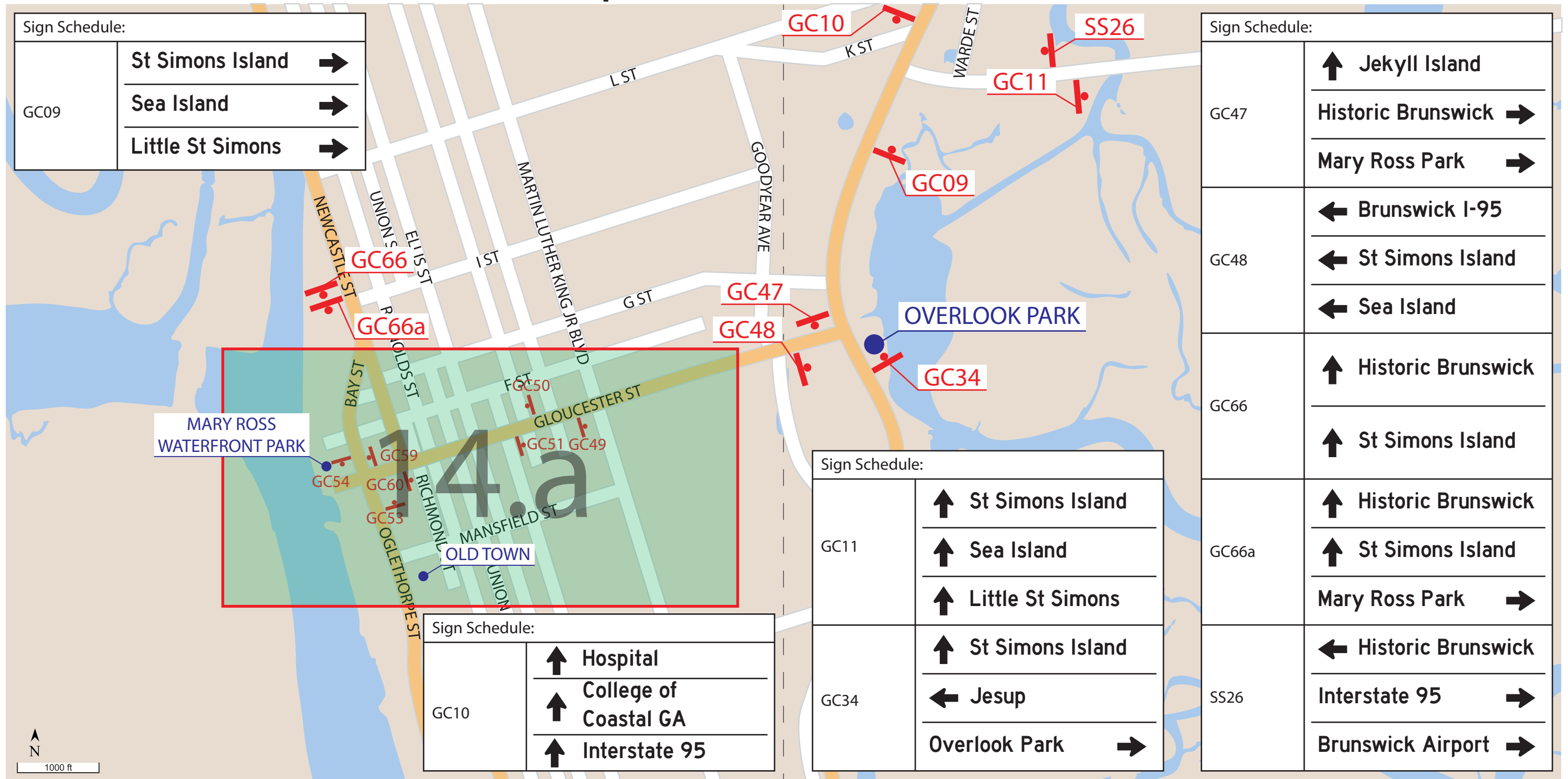
Civic Wayfinding System
Design and Planning Development

GOLDEN ISLES™
GEORGIA

Phase 2

2.13

Map Section 14: D7-E7



Atlanta
Chicago
Denver
Phoenix
Orlando

nsp.biz

Austin
Dallas
Houston
San Antonio

(888) 982-1234

These documents are intended to illustrate design intent and should only be used as a general guideline. No information contained herein should be constructed as an engineered element. The fabricator / installer shall be responsible for all structural, electrical and mechanical specifications. Information contained herein are part of an original and unpublished design by National Sign Plaza, Inc. Detailing and information contained on these pages shall not be reproduced, copied or utilized except for the specific project for which they were created, without the express written consent of National Sign Plazas, Inc.



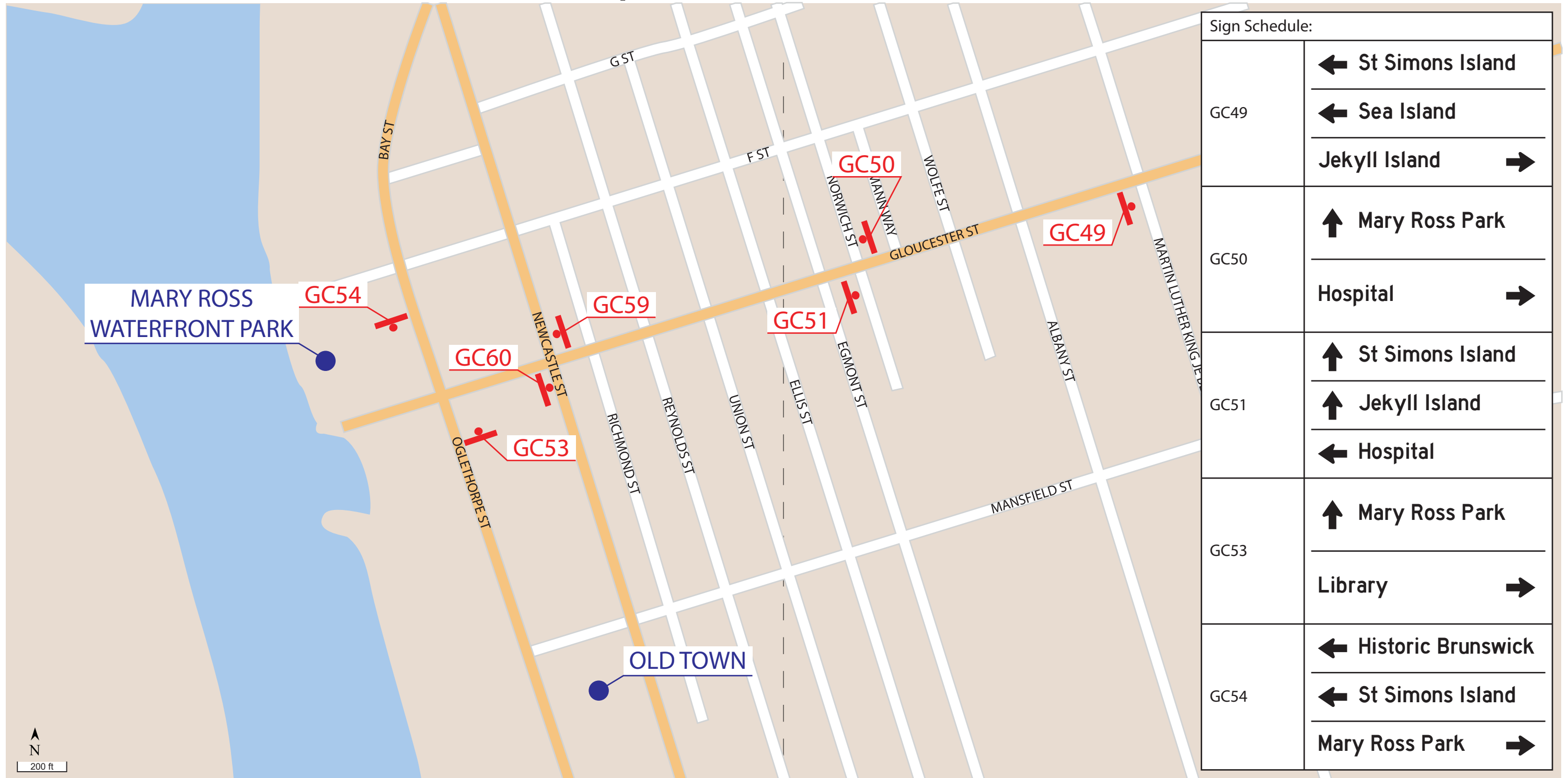
Civic Wayfinding System
Design and Planning Development

GOLDEN ISLES™
GEORGIA

Phase 3

2.14

Map Section 14.a: D7



Atlanta
Chicago
Denver
Phoenix
Orlando

nsp.biz

Austin
Dallas
Houston
San Antonio

(888) 982-1234

These documents are intended to illustrate design intent and should only be used as a general guideline. No information contained herein should be constructed as an engineered element. The fabricator / installer shall be responsible for all structural, electrical and mechanical specifications. Information contained herein are part of an original and unpublished design by National Sign Plaza, Inc. Detailing and information contained on these pages shall not be reproduced, copied or utilized except for the specific project for which they were created, without the express written consent of National Sign Plazas, Inc.



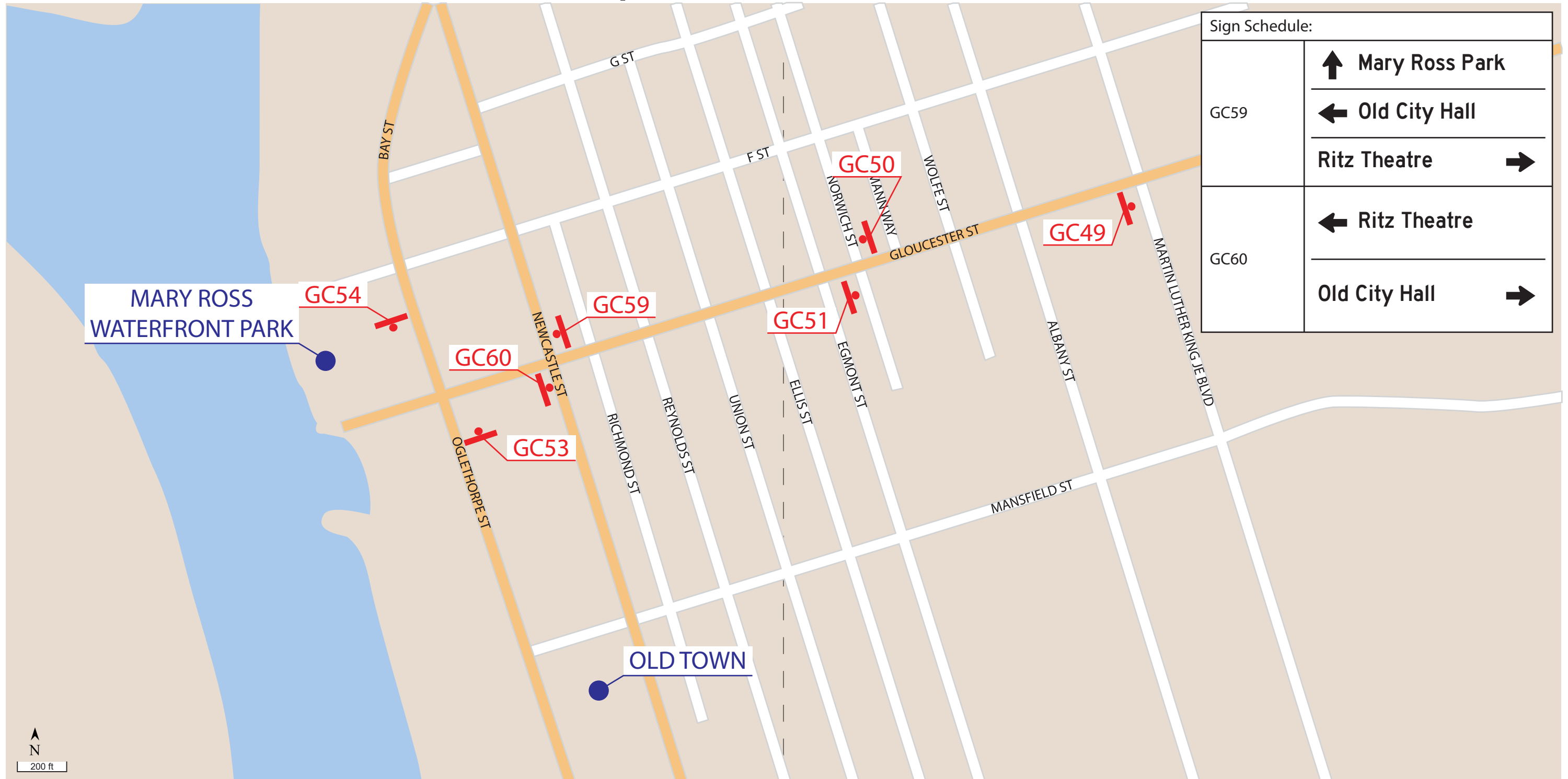
Civic Wayfinding System
Design and Planning Development

GOLDEN ISLES™
GEORGIA

Phase 3

2.15

Map Section 14.a: D7



Atlanta
Chicago
Denver
Phoenix
Orlando

nsp.biz

Austin
Dallas
Houston
San Antonio

(888) 982-1234

These documents are intended to illustrate design intent and should only be used as a general guideline. No information contained herein should be constructed as an engineered element. The fabricator / installer shall be responsible for all structural, electrical and mechanical specifications. Information contained herein are part of an original and unpublished design by National Sign Plaza, Inc. Detailing and information contained on these pages shall not be reproduced, copied or utilized except for the specific project for which they were created, without the express written consent of National Sign Plazas, Inc.



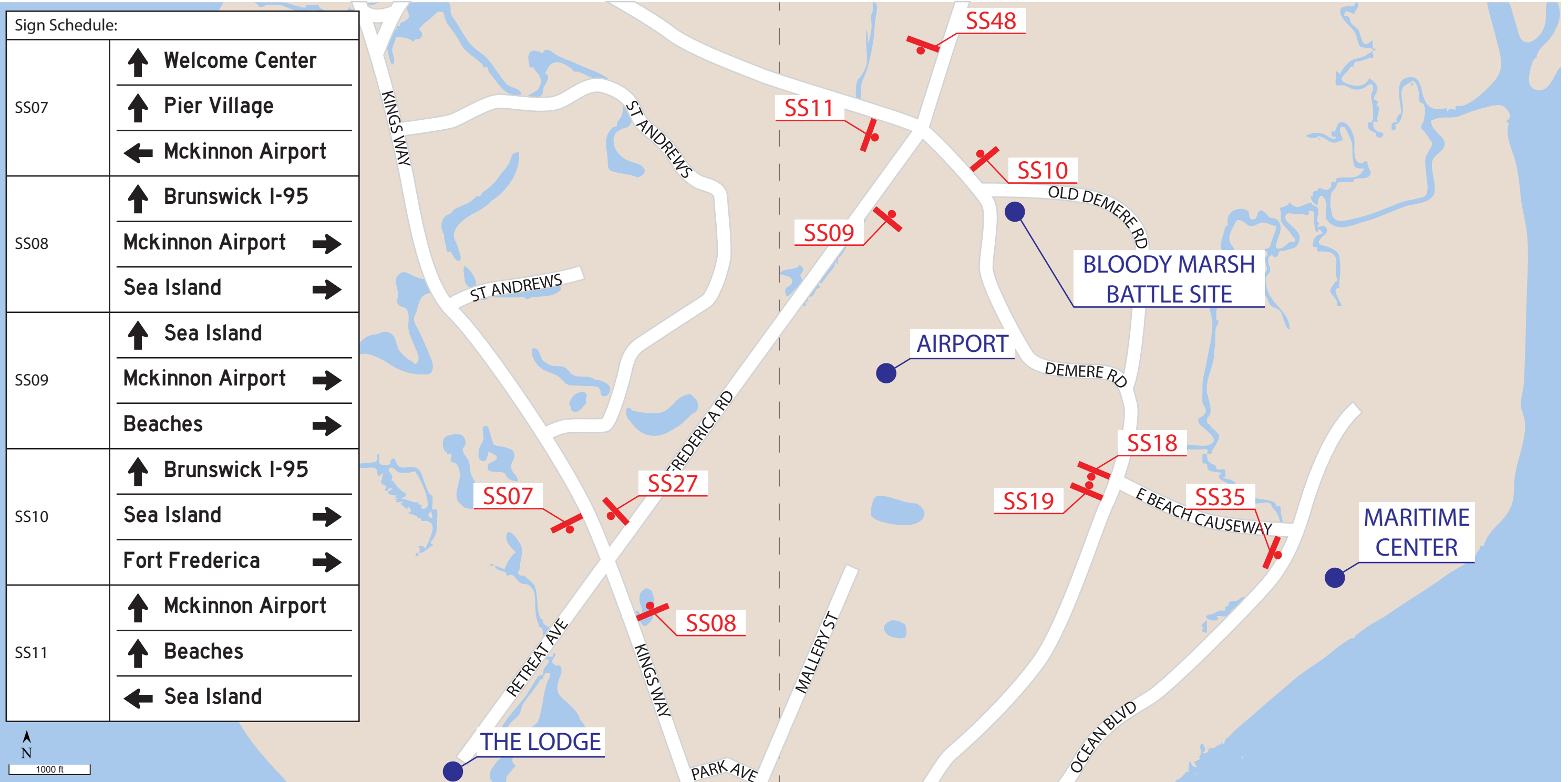
Civic Wayfinding System
Design and Planning Development

GOLDEN ISLES™
GEORGIA

Phase 3

2.16

Map Section 15: G7-H7



Atlanta
Chicago
Denver
Phoenix
Orlando

Austin
Dallas
Houston
San Antonio

nsp.biz (888) 982-1234

These documents are intended to illustrate design intent and should only be used as a general guideline. No information contained herein should be constructed as an engineered element. The fabricator / installer shall be responsible for all structural, electrical and mechanical specifications. Information contained herein are part of an original and unpublished design by National Sign Plaza, Inc. Detailing and information contained on these pages shall not be reproduced, copied or utilized except for the specific project for which they were created, without the express written consent of National Sign Plazas, Inc.



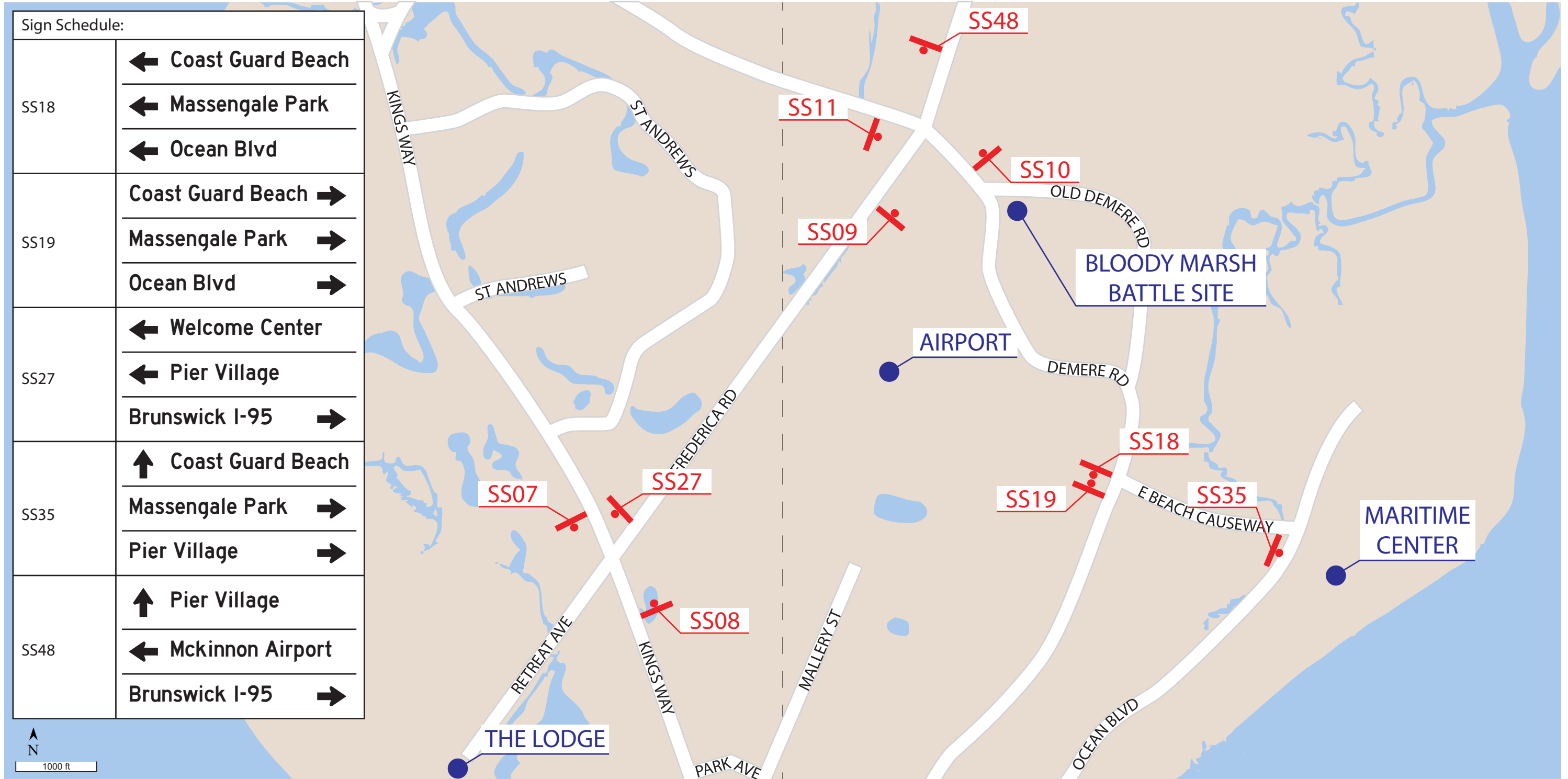
Civic Wayfinding System
Design and Planning Development

GOLDEN ISLES™
GEORGIA

Phase 4

2.17

Map Section 15: G7-H7



Atlanta
Chicago
Denver
Phoenix
Orlando

nsp.biz

Austin
Dallas
Houston
San Antonio

(888) 982-1234

These documents are intended to illustrate design intent and should only be used as a general guideline. No information contained herein should be constructed as an engineered element. The fabricator / installer shall be responsible for all structural, electrical and mechanical specifications. Information contained herein are part of an original and unpublished design by National Sign Plaza, Inc. Detailing and information contained on these pages shall not be reproduced, copied or utilized except for the specific project for which they were created, without the express written consent of National Sign Plazas, Inc.



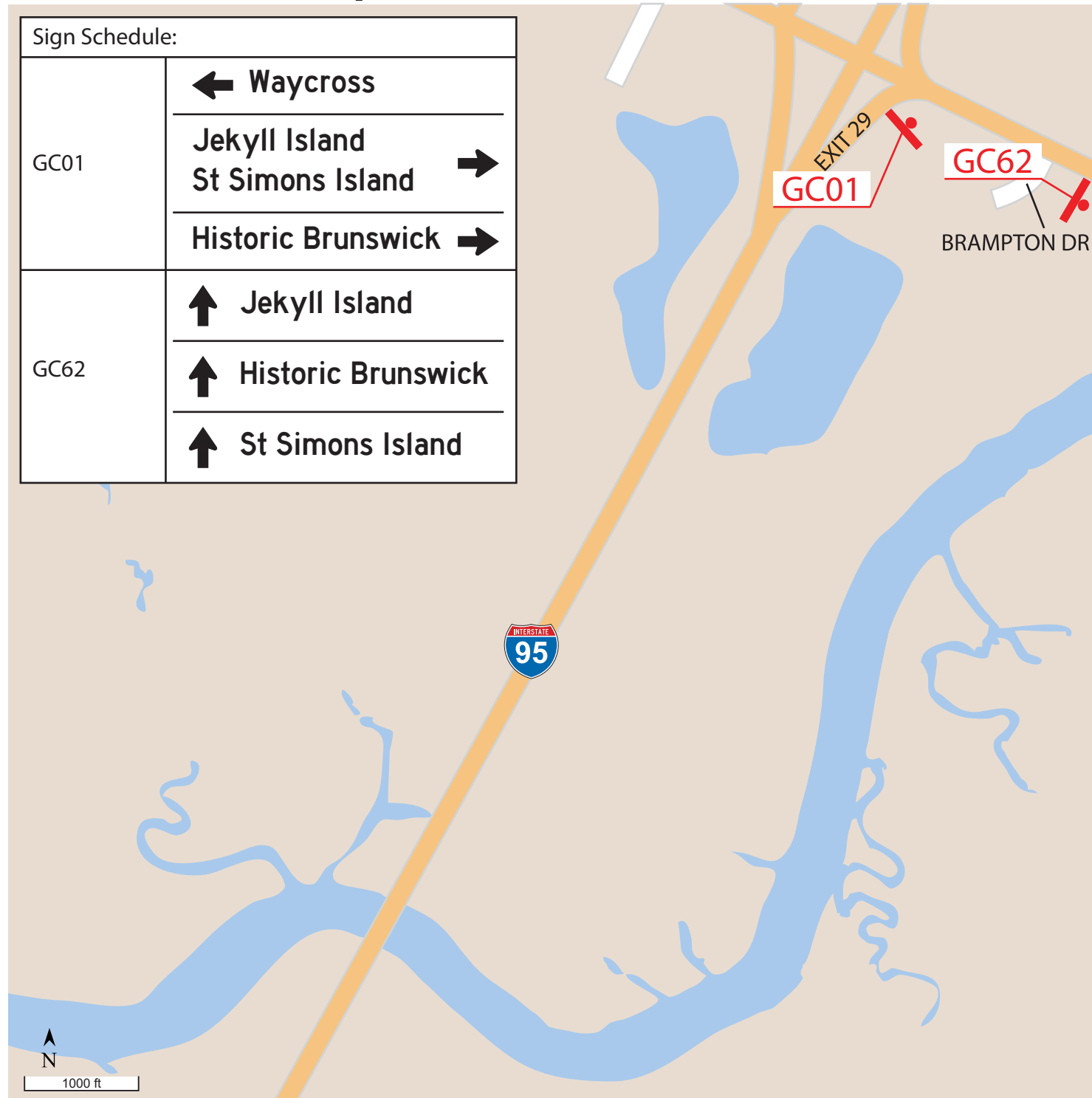
Civic Wayfinding System
Design and Planning Development

GOLDEN ISLES™
GEORGIA

Phase 4

2.18

Map Section 16: A8



Atlanta
Chicago
Denver
Phoenix
Orlando

nsp.biz

Austin
Dallas
Houston
San Antonio

(888) 982-1234

These documents are intended to illustrate design intent and should only be used as a general guideline. No information contained herein should be constructed as an engineered element. The fabricator / installer shall be responsible for all structural, electrical and mechanical specifications. Information contained herein are part of an original and unpublished design by National Sign Plaza, Inc. Detailing and information contained on these pages shall not be reproduced, copied or utilized except for the specific project for which they were created, without the express written consent of National Sign Plazas, Inc.



Civic Wayfinding System
Design and Planning Development

GOLDEN ISLES™
GEORGIA

Phase 2

2.19

Map Section 17: B8-C8



Atlanta
Chicago
Denver
Phoenix
Orlando

nsp.biz

Austin
Dallas
Houston
San Antonio

(888) 982-1234

These documents are intended to illustrate design intent and should only be used as a general guideline. No information contained herein should be constructed as an engineered element. The fabricator / installer shall be responsible for all structural, electrical and mechanical specifications. Information contained herein are part of an original and unpublished design by National Sign Plaza, Inc. Detailing and information contained on these pages shall not be reproduced, copied or utilized except for the specific project for which they were created, without the express written consent of National Sign Plazas, Inc.



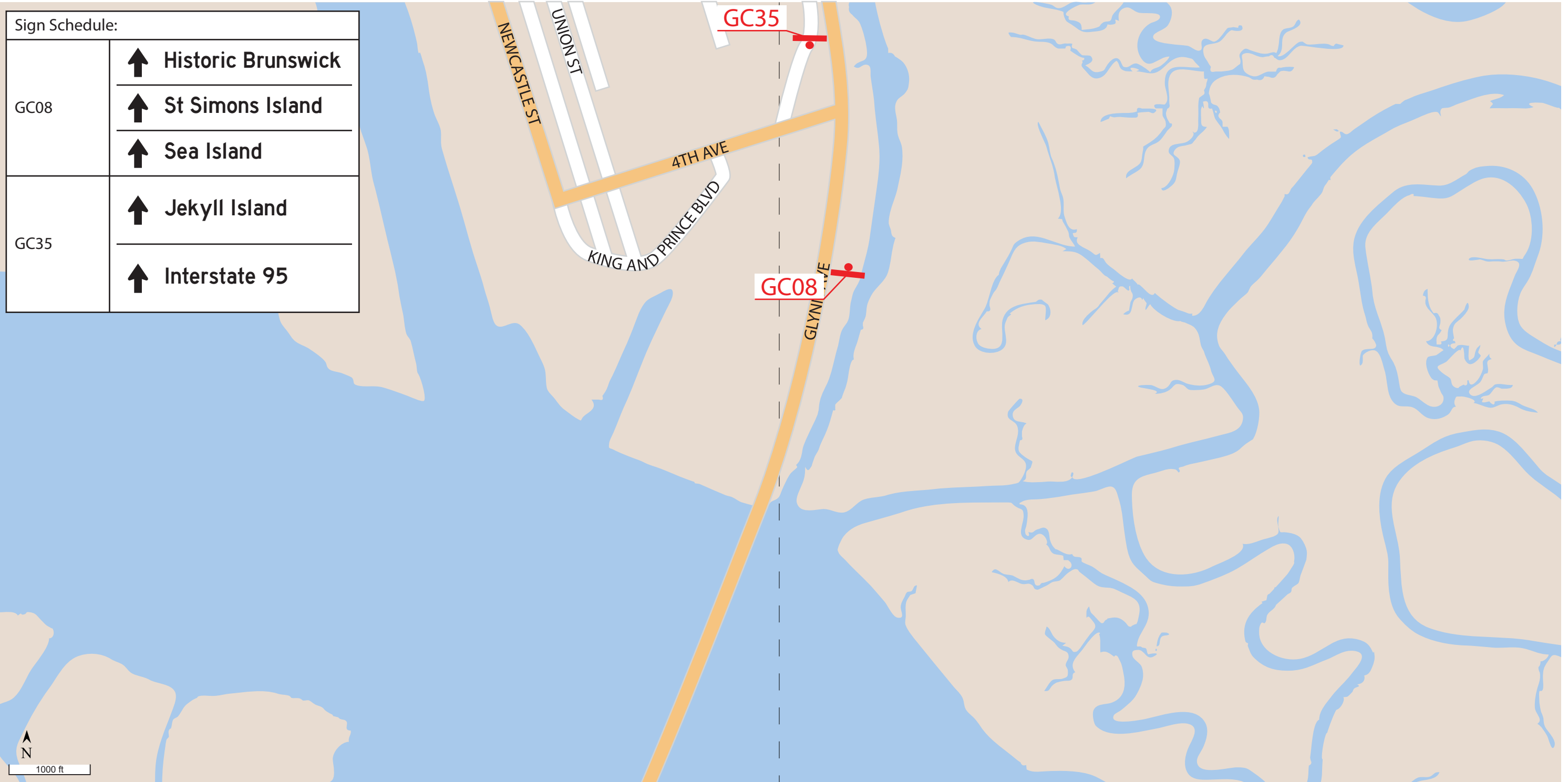
Civic Wayfinding System
Design and Planning Development

GOLDEN ISLES™
GEORGIA

Phase 2

2.20

Map Section 18: D8-E8



Atlanta
Chicago
Denver
Phoenix
Orlando

nsp.biz

Austin
Dallas
Houston
San Antonio

(888) 982-1234

These documents are intended to illustrate design intent and should only be used as a general guideline. No information contained herein should be constructed as an engineered element. The fabricator / installer shall be responsible for all structural, electrical and mechanical specifications. Information contained herein are part of an original and unpublished design by National Sign Plaza, Inc. Detailing and information contained on these pages shall not be reproduced, copied or utilized except for the specific project for which they were created, without the express written consent of National Sign Plazas, Inc.



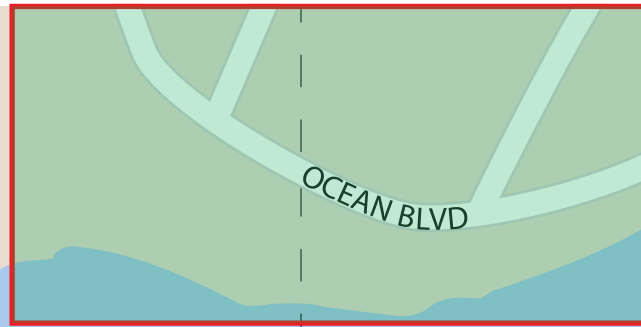
Civic Wayfinding System
Design and Planning Development

GOLDEN ISLES™
GEORGIA

Phase 3

2.21

Map Section 19: G8-H8



Sign Schedule:	
SS20	← Welcome Center
	← Pier Village
	← Lighthouse
SS22	Welcome Center →
	Pier Village →
	Lighthouse →
SS23	↑ Welcome Center
	← Beaches
	Pier Village →
SS24	↑ Pier Village
	← Welcome Center
	← Lighthouse
SS28	↑ Pier Village
	← Welcome Center
	← Lighthouse



Atlanta
Chicago
Denver
Phoenix
Orlando

nsp.biz

Austin
Dallas
Houston
San Antonio

(888) 982-1234

These documents are intended to illustrate design intent and should only be used as a general guideline. No information contained herein should be constructed as an engineered element. The fabricator / installer shall be responsible for all structural, electrical and mechanical specifications. Information contained herein are part of an original and unpublished design by National Sign Plaza, Inc. Detailing and information contained on these pages shall not be reproduced, copied or utilized except for the specific project for which they were created, without the express written consent of National Sign Plazas, Inc.



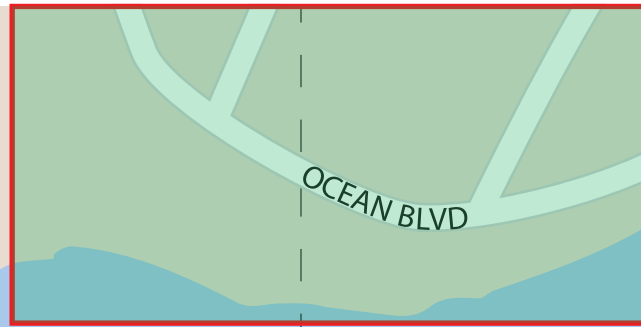
Civic Wayfinding System
Design and Planning Development

GOLDEN ISLES™
GEORGIA

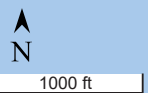
Phase 4

2.22

Map Section 19: G8-H8



Sign Schedule:	
SS29*	Lighthouse →
SS30	↑ Mckinnon Airport
	← Brunswick I-95
	Beaches →
SS31	↑ Beaches
	← Mckinnon Airport
	Lighthouse →
SS46	↑ Sea Island
	↑ Christ Church
	↑ Little St Simons
SS47	← Welcome Center
	Library →
	Players Theatre →
SS50*	↑ Pier Village
	↑ Neptune Park
	↑ Library



* MONUMENT SIGN



Atlanta
Chicago
Denver
Phoenix
Orlando

nsp.biz

Austin
Dallas
Houston
San Antonio

(888) 982-1234

These documents are intended to illustrate design intent and should only be used as a general guideline. No information contained herein should be constructed as an engineered element. The fabricator / installer shall be responsible for all structural, electrical and mechanical specifications. Information contained herein are part of an original and unpublished design by National Sign Plaza, Inc. Detailing and information contained on these pages shall not be reproduced, copied or utilized except for the specific project for which they were created, without the express written consent of National Sign Plazas, Inc.



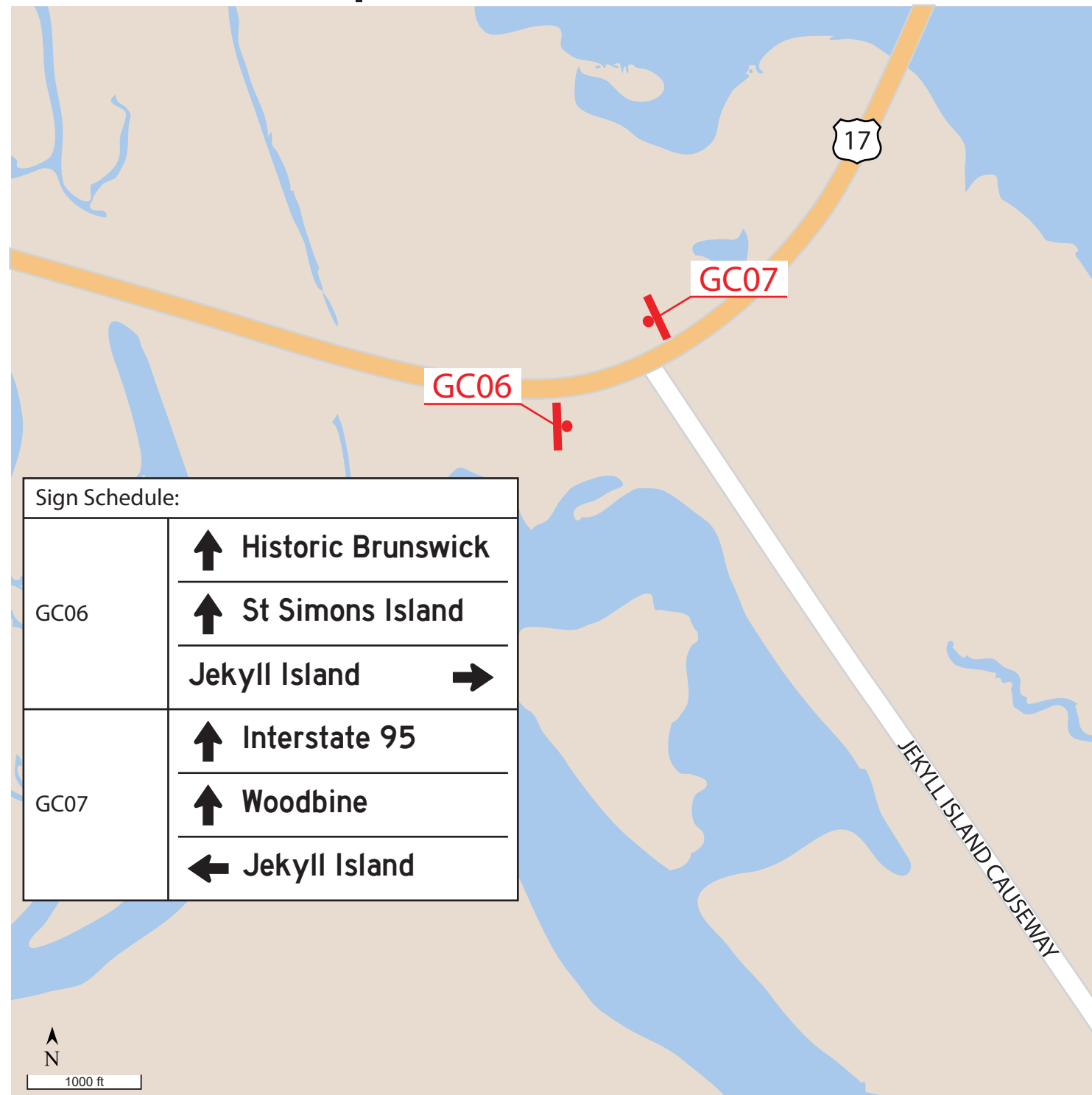
Civic Wayfinding System
Design and Planning Development

GOLDEN ISLES™
GEORGIA

Phase 4

2.23

Map Section 20: D9



Atlanta
Chicago
Denver
Phoenix
Orlando

nsp.biz

Austin
Dallas
Houston
San Antonio

(888) 982-1234

These documents are intended to illustrate design intent and should only be used as a general guideline. No information contained herein should be constructed as an engineered element. The fabricator / installer shall be responsible for all structural, electrical and mechanical specifications. Information contained herein are part of an original and unpublished design by National Sign Plaza, Inc. Detailing and information contained on these pages shall not be reproduced, copied or utilized except for the specific project for which they were created, without the express written consent of National Sign Plazas, Inc.



Civic Wayfinding System
Design and Planning Development

GOLDEN ISLES™
GEORGIA

Phase 2

2.24

Phase 2



GOLDEN ISLES™
GEORGIA

Details:

Size: 78"x96"

Square Footage:
Parent Panel: 32.5 sq ft
Decorative Header: 11.58 sq ft

Parent Panel Font:
Highway Gothic

Colors:
Blue: PMS 548 U
Gold: PMS 581 C
Tan: PMS 7527 C

Sign Type:
VEH06

Sign Number: GC01	Location Photo	Map Section: 16	Direction Sign Faces: South	Sign Elevation:	Overhead
Notes: Replaces existing GDOT sign.		Installation Conditions: <input type="checkbox"/> Soil <input type="checkbox"/> Brick <input type="checkbox"/> Reuse Foundation <input type="checkbox"/> Concrete <input type="checkbox"/> Surface Mount <input type="checkbox"/> Asphalt <input type="checkbox"/> Mount to Lamp Post Street Sign Location: Cross Street: Interstate 95N Exit 29 Hwy 17 Demolition Required: <input type="checkbox"/> Sign Removal <input type="checkbox"/> Sign & Pole Removal	84"	<input type="checkbox"/> Curb <input type="checkbox"/> Shoulder < 6' <input type="checkbox"/> Shoulder > 6'	



Atlanta
Chicago
Denver
Phoenix
Orlando

Austin
Dallas
Houston
San Antonio

nsp.biz (888) 982-1234

These documents are intended to illustrate design intent and should only be used as a general guideline. No information contained herein should be constructed as an engineered element. The fabricator / installer shall be responsible for all structural, electrical and mechanical specifications. Information contained herein are part of an original and unpublished design by National Sign Plaza, Inc. Detailing and information contained on these pages shall not be reproduced, copied or utilized except for the specific project for which they were created, without the express written consent of National Sign Plazas, Inc.



Civic Wayfinding System
Design and Planning Development

Phase 2



GOLDEN ISLES™
GEORGIA

Details:

Size: 78" x 84"
Square Footage:
Parent Panel: 26 sq ft
Decorative Header: 11.58 sq ft

Parent Panel Font:
Highway Gothic

Colors:
Blue: PMS 548 U
Gold: PMS 581 C
Tan: PMS 7527 C

Sign Type:
VEH05

Sign Number: GC02	Location Photo	Map Section: 13	Direction Sign Faces: North	Sign Elevation:	Overhead
Notes:		Installation Conditions: <input type="checkbox"/> Soil <input type="checkbox"/> Brick <input type="checkbox"/> Reuse Foundation <input type="checkbox"/> Concrete <input type="checkbox"/> Surface Mount <input type="checkbox"/> Asphalt <input type="checkbox"/> Mount to Lamp Post Street Sign Location: Cross Street: Interstate 95S Exit 29 Hwy 17 Demolition Required: <input type="checkbox"/> Sign Removal <input type="checkbox"/> Sign & Pole Removal			<input type="checkbox"/> Curb <input type="checkbox"/> Shoulder < 6' <input type="checkbox"/> Shoulder > 6'



Atlanta
Chicago
Denver
Phoenix
Orlando

nsp.biz

Austin
Dallas
Houston
San Antonio

(888) 982-1234

These documents are intended to illustrate design intent and should only be used as a general guideline. No information contained herein should be constructed as an engineered element. The fabricator / installer shall be responsible for all structural, electrical and mechanical specifications. Information contained herein are part of an original and unpublished design by National Sign Plaza, Inc. Detailing and information contained on these pages shall not be reproduced, copied or utilized except for the specific project for which they were created, without the express written consent of National Sign Plazas, Inc.



Civic Wayfinding System
Design and Planning Development

Phase 2



GOLDEN ISLES™
GEORGIA

Details:

Size: 78"x84"
Square Footage:
Parent Panel: 26 sq ft
Decorative Header: 11.58 sq ft

Parent Panel Font:
Highway Gothic

Colors:
Blue: PMS 548 U
Gold: PMS 581 C
Tan: PMS 7527 C

Sign Type:
VEH05

Sign Number: GC06	Location Photo	Map Section: 20	Direction Sign Faces: West	Sign Elevation:	Overhead
Notes: Replaces existing GDOT sign.		Installation Conditions: <input type="checkbox"/> Soil <input type="checkbox"/> Brick <input type="checkbox"/> Reuse Foundation <input type="checkbox"/> Concrete <input type="checkbox"/> Surface Mount <input type="checkbox"/> Asphalt <input type="checkbox"/> Mount to Lamp Post Street Sign Location: Cross Street: Hwy 17 Hwy 520 Demolition Required: <input type="checkbox"/> Sign Removal <input type="checkbox"/> Sign & Pole Removal	84"	<input type="checkbox"/> Curb <input type="checkbox"/> Shoulder < 6' <input type="checkbox"/> Shoulder > 6'	



Atlanta
Chicago
Denver
Phoenix
Orlando

nsp.biz

Austin
Dallas
Houston
San Antonio

(888) 982-1234

These documents are intended to illustrate design intent and should only be used as a general guideline. No information contained herein should be constructed as an engineered element. The fabricator / installer shall be responsible for all structural, electrical and mechanical specifications. Information contained herein are part of an original and unpublished design by National Sign Plaza, Inc. Detailing and information contained on these pages shall not be reproduced, copied or utilized except for the specific project for which they were created, without the express written consent of National Sign Plazas, Inc.



Civic Wayfinding System
Design and Planning Development

Phase 2



GOLDEN ISLES™
GEORGIA

Details:

Size: 78"x78"
Square Footage:
Parent Panel: 22.75 sq ft
Decorative Header: 11.58 sq ft

Parent Panel Font:
Highway Gothic

Colors:
Blue: PMS 548 U
Gold: PMS 581 C
Tan: PMS 7527 C

Sign Type:
VEH04

Sign Number: GC07	Location Photo	Map Section: 20	Direction Sign Faces: East	Sign Elevation:	Overhead
Notes: Replaces existing GDOT sign.		Installation Conditions: <input type="checkbox"/> Soil <input type="checkbox"/> Brick <input type="checkbox"/> Reuse Foundation <input type="checkbox"/> Concrete <input type="checkbox"/> Surface Mount <input type="checkbox"/> Asphalt <input type="checkbox"/> Mount to Lamp Post Street Sign Location: Cross Street: Hwy 17 Hwy 520 Demolition Required: <input type="checkbox"/> Sign Removal <input type="checkbox"/> Sign & Pole Removal	84"	<input type="checkbox"/> Curb <input type="checkbox"/> Shoulder < 6' <input type="checkbox"/> Shoulder > 6'	



Atlanta
Chicago
Denver
Phoenix
Orlando

nsp.biz

Austin
Dallas
Houston
San Antonio

(888) 982-1234

These documents are intended to illustrate design intent and should only be used as a general guideline. No information contained herein should be constructed as an engineered element. The fabricator / installer shall be responsible for all structural, electrical and mechanical specifications. Information contained herein are part of an original and unpublished design by National Sign Plaza, Inc. Detailing and information contained on these pages shall not be reproduced, copied or utilized except for the specific project for which they were created, without the express written consent of National Sign Plazas, Inc.



Civic Wayfinding System
Design and Planning Development

Phase 3



GOLDEN ISLES™
GEORGIA

Details:

Size: 78"x84"
Square Footage:
Parent Panel: 26 sq ft
Decorative Header: 11.58 sq ft

Parent Panel Font: Highway Gothic

Colors:
Blue: PMS 548 U
Gold: PMS 581 C
Tan: PMS 7527 C

Sign Type: VEH05

Sign Number: GC08	Location Photo	Map Section: 18	Direction Sign Faces: South	Sign Elevation:	Overhead
Notes:		Installation Conditions: <input type="checkbox"/> Soil <input type="checkbox"/> Brick <input type="checkbox"/> Reuse Foundation <input type="checkbox"/> Concrete <input type="checkbox"/> Surface Mount <input type="checkbox"/> Asphalt <input type="checkbox"/> Mount to Lamp Post Street Sign Location: Cross Street: Glynn Ave. 4th Ave. Demolition Required: <input type="checkbox"/> Sign Removal <input type="checkbox"/> Sign & Pole Removal	84"	<input type="checkbox"/> Curb <input type="checkbox"/> Shoulder < 6' <input type="checkbox"/> Shoulder > 6'	



Atlanta
Chicago
Denver
Phoenix
Orlando

Austin
Dallas
Houston
San Antonio

nsp.biz (888) 982-1234

These documents are intended to illustrate design intent and should only be used as a general guideline. No information contained herein should be constructed as an engineered element. The fabricator / installer shall be responsible for all structural, electrical and mechanical specifications. Information contained herein are part of an original and unpublished design by National Sign Plaza, Inc. Detailing and information contained on these pages shall not be reproduced, copied or utilized except for the specific project for which they were created, without the express written consent of National Sign Plazas, Inc.



Civic Wayfinding System
Design and Planning Development

Phase 3



GOLDEN ISLES™
GEORGIA

Details:

Size: 78"x78"
Square Footage:
Parent Panel: 22.75 sq ft
Decorative Header: 11.58 sq ft

Parent Panel Font:
Highway Gothic

Colors:
Blue: PMS 548 U
Gold: PMS 581 C
Tan: PMS 7527 C

Sign Type:
VEH04

Sign Number: GC09	Location Photo	Map Section: 14	Direction Sign Faces: South	Sign Elevation:	Overhead
Notes: Replaces existing GDOT sign.		Installation Conditions: <input type="checkbox"/> Soil <input type="checkbox"/> Brick <input type="checkbox"/> Reuse Foundation <input type="checkbox"/> Concrete <input type="checkbox"/> Surface Mount <input type="checkbox"/> Asphalt <input type="checkbox"/> Mount to Lamp Post Street Sign Location: Hwy 17 Cross Street: FJ Torres Causeway Demolition Required: <input type="checkbox"/> Sign Removal <input type="checkbox"/> Sign & Pole Removal	84"	<input type="checkbox"/> Curb <input type="checkbox"/> Shoulder < 6' <input type="checkbox"/> Shoulder > 6'	



Atlanta
Chicago
Denver
Phoenix
Orlando

Austin
Dallas
Houston
San Antonio


nsp.biz (888) 982-1234

These documents are intended to illustrate design intent and should only be used as a general guideline. No information contained herein should be constructed as an engineered element. The fabricator / installer shall be responsible for all structural, electrical and mechanical specifications. Information contained herein are part of an original and unpublished design by National Sign Plaza, Inc. Detailing and information contained on these pages shall not be reproduced, copied or utilized except for the specific project for which they were created, without the express written consent of National Sign Plazas, Inc.



Civic Wayfinding System
Design and Planning Development

Phase 3



GOLDEN ISLES™
GEORGIA

Details:

Size: 78"x84"
 Square Footage:
 Parent Panel: 26 sq ft
 Decorative Header: 11.58 sq ft

Parent Panel Font:
 Highway Gothic

Colors:
 Blue: PMS 548 U
 Gold: PMS 581 C
 Tan: PMS 7527 C

Sign Type:
 VEH05

Sign Number: GC10	Location Photo	Map Section: 14	Direction Sign Faces: North	Sign Elevation:	Overhead
Notes: Replaces existing GDOT sign.		Installation Conditions: <input type="checkbox"/> Soil <input type="checkbox"/> Brick <input type="checkbox"/> Reuse Foundation <input type="checkbox"/> Concrete <input type="checkbox"/> Surface Mount <input type="checkbox"/> Asphalt <input type="checkbox"/> Mount to Lamp Post Street Sign Location: Cross Street: Hwy 17 FJ Torres Causeway Demolition Required: <input type="checkbox"/> Sign Removal <input type="checkbox"/> Sign & Pole Removal	84"	<input type="checkbox"/> Curb <input type="checkbox"/> Shoulder < 6' <input type="checkbox"/> Shoulder > 6' 	



Atlanta
 Chicago
 Denver
 Phoenix
 Orlando

nsp.biz

Austin
 Dallas
 Houston
 San Antonio

(888) 982-1234

These documents are intended to illustrate design intent and should only be used as a general guideline. No information contained herein should be constructed as an engineered element. The fabricator / installer shall be responsible for all structural, electrical and mechanical specifications. Information contained herein are part of an original and unpublished design by National Sign Plaza, Inc. Detailing and information contained on these pages shall not be reproduced, copied or utilized except for the specific project for which they were created, without the express written consent of National Sign Plazas, Inc.



Civic Wayfinding System
 Design and Planning Development

Phase 3



GOLDEN ISLES™
GEORGIA

Details:

Size: 78"x78"
Square Footage:
Parent Panel: 22.75 sq ft
Decorative Header: 11.58 sq ft

Parent Panel Font:
Highway Gothic

Colors:
Blue: PMS 548 U
Gold: PMS 581 C
Tan: PMS 7527 C

Sign Type:
VEH04

Sign Number: GC11	Location Photo	Map Section: 14	Direction Sign Faces: West	Sign Elevation:	Overhead
Notes:		<p>Installation Conditions:</p> <ul style="list-style-type: none"> <input type="checkbox"/> Soil <input type="checkbox"/> Concrete <input type="checkbox"/> Mount to Lamp Post <input type="checkbox"/> Brick <input type="checkbox"/> Surface Mount <input type="checkbox"/> Reuse Foundation <input type="checkbox"/> Asphalt <p>Street Sign Location: FJ Torres Causeway Cross Street: Glynn Ave.</p> <p>Demolition Required:</p> <ul style="list-style-type: none"> <input type="checkbox"/> Sign Removal <input type="checkbox"/> Sign & Pole Removal 		<ul style="list-style-type: none"> <input type="checkbox"/> Curb <input type="checkbox"/> Shoulder < 6' <input type="checkbox"/> Shoulder > 6' 	



Atlanta
Chicago
Denver
Phoenix
Orlando

Austin
Dallas
Houston
San Antonio


nsp.biz (888) 982-1234

These documents are intended to illustrate design intent and should only be used as a general guideline. No information contained herein should be constructed as an engineered element. The fabricator / installer shall be responsible for all structural, electrical and mechanical specifications. Information contained herein are part of an original and unpublished design by National Sign Plaza, Inc. Detailing and information contained on these pages shall not be reproduced, copied or utilized except for the specific project for which they were created, without the express written consent of National Sign Plazas, Inc.



Civic Wayfinding System
Design and Planning Development

Phase 3



GOLDEN ISLES™
GEORGIA


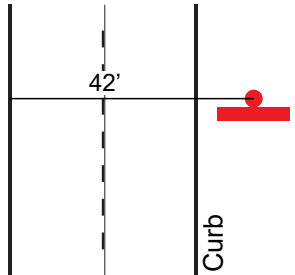
Details:

Size: 78"x84"
Square Footage:
Parent Panel: 26 sq ft
Decorative Header: 11.58 sq ft

Parent Panel Font:
Highway Gothic

Colors:
Blue: PMS 548 U
Gold: PMS 581 C
Tan: PMS 7527 C

Sign Type:
VEH05

Sign Number: GC12	Location Photo	Map Section: 10	Direction Sign Faces: North	Sign Elevation:	Overhead
Notes:		Installation Conditions: <input type="checkbox"/> Soil <input type="checkbox"/> Brick <input type="checkbox"/> Reuse Foundation <input type="checkbox"/> Concrete <input type="checkbox"/> Surface Mount <input type="checkbox"/> Asphalt <input type="checkbox"/> Mount to Lamp Post Street Sign Location: Cross Street: Golden Isles Pkwy. Hwy 17 Demolition Required: <input type="checkbox"/> Sign Removal <input type="checkbox"/> Sign & Pole Removal	84"	<input type="checkbox"/> Curb <input type="checkbox"/> Shoulder < 6' <input type="checkbox"/> Shoulder > 6'	



Atlanta
Chicago
Denver
Phoenix
Orlando

nsp.biz

Austin
Dallas
Houston
San Antonio

(888) 982-1234

These documents are intended to illustrate design intent and should only be used as a general guideline. No information contained herein should be constructed as an engineered element. The fabricator / installer shall be responsible for all structural, electrical and mechanical specifications. Information contained herein are part of an original and unpublished design by National Sign Plaza, Inc. Detailing and information contained on these pages shall not be reproduced, copied or utilized except for the specific project for which they were created, without the express written consent of National Sign Plazas, Inc.



Civic Wayfinding System
Design and Planning Development

Phase 3



GOLDEN ISLES™
GEORGIA

Details:

Size: 78"x84"

Square Footage:
Parent Panel: 26 sq ft
Decorative Header: 11.58 sq ft

Parent Panel Font:
Highway Gothic

Colors:
Blue: PMS 548 U
Gold: PMS 581 C
Tan: PMS 7527 C

Sign Type:
VEH05

Sign Number: GC14	Location Photo	Map Section: 10	Direction Sign Faces: North	Sign Elevation:	Overhead
Notes:		Installation Conditions: <input type="checkbox"/> Soil <input type="checkbox"/> Brick <input type="checkbox"/> Reuse Foundation <input type="checkbox"/> Concrete <input type="checkbox"/> Surface Mount <input type="checkbox"/> Asphalt <input type="checkbox"/> Mount to Lamp Post Street Sign Location: Cross Street: Hwy 17 Golden Isles Pkwy. Demolition Required: <input type="checkbox"/> Sign Removal <input type="checkbox"/> Sign & Pole Removal	84"	<input type="checkbox"/> Curb <input type="checkbox"/> Shoulder < 6' <input type="checkbox"/> Shoulder > 6'	



Atlanta
Chicago
Denver
Phoenix
Orlando

Austin
Dallas
Houston
San Antonio

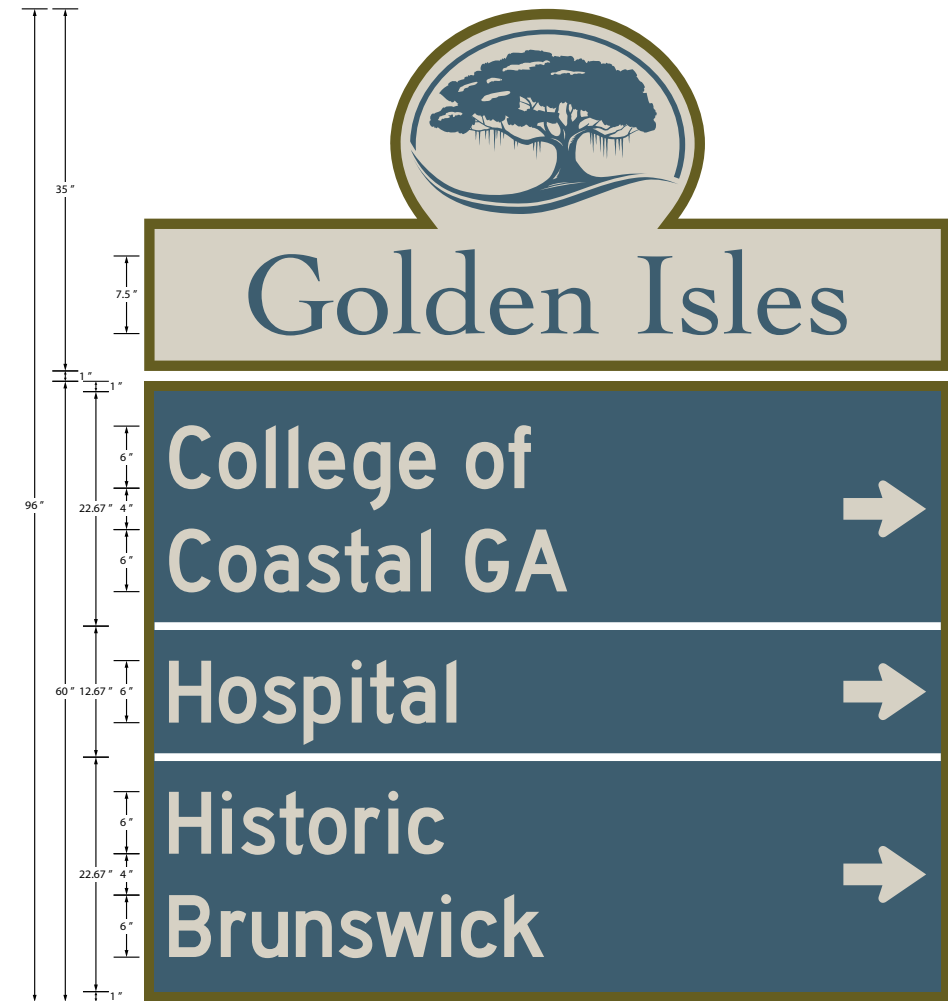
nsp.biz (888) 982-1234

These documents are intended to illustrate design intent and should only be used as a general guideline. No information contained herein should be constructed as an engineered element. The fabricator / installer shall be responsible for all structural, electrical and mechanical specifications. Information contained herein are part of an original and unpublished design by National Sign Plaza, Inc. Detailing and information contained on these pages shall not be reproduced, copied or utilized except for the specific project for which they were created, without the express written consent of National Sign Plazas, Inc.



Civic Wayfinding System
Design and Planning Development

Phase 1



GOLDEN ISLES™
GEORGIA

Details:


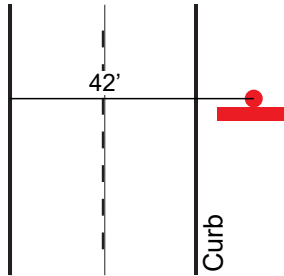
Size: 78"x96"

Square Footage:
Parent Panel: 32.5 sq ft
Decorative Header: 11.58 sq ft

Parent Panel Font:
Highway Gothic

Colors:
Blue: PMS 548 U
Gold: PMS 581 C
Tan: PMS 7527 C

Sign Type:
VEH06

Sign Number: GC15	Location Photo	Map Section: 9	Direction Sign Faces: North	Sign Elevation:	Overhead
Notes:		Installation Conditions: <input type="checkbox"/> Soil <input type="checkbox"/> Brick <input type="checkbox"/> Reuse Foundation <input type="checkbox"/> Concrete <input type="checkbox"/> Surface Mount <input type="checkbox"/> Asphalt <input type="checkbox"/> Mount to Lamp Post Street Sign Location: Cross Street: Golden Isles Pkwy Altama Ave. Demolition Required: <input type="checkbox"/> Sign Removal <input type="checkbox"/> Sign & Pole Removal	84"	<input type="checkbox"/> Curb <input type="checkbox"/> Shoulder < 6' <input type="checkbox"/> Shoulder > 6'	



Atlanta
Chicago
Denver
Phoenix
Orlando

Austin
Dallas
Houston
San Antonio

nsp.biz (888) 982-1234

These documents are intended to illustrate design intent and should only be used as a general guideline. No information contained herein should be constructed as an engineered element. The fabricator / installer shall be responsible for all structural, electrical and mechanical specifications. Information contained herein are part of an original and unpublished design by National Sign Plaza, Inc. Detailing and information contained on these pages shall not be reproduced, copied or utilized except for the specific project for which they were created, without the express written consent of National Sign Plazas, Inc.



Civic Wayfinding System
Design and Planning Development

Phase 1



GOLDEN ISLES™
GEORGIA


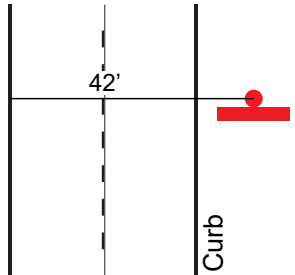
Details:

Size: 78"x84"
Square Footage:
Parent Panel: 26 sq ft
Decorative Header: 11.58 sq ft

Parent Panel Font:
Highway Gothic

Colors:
Blue: PMS 548 U
Gold: PMS 581 C
Tan: PMS 7527 C

Sign Type:
VEH05

Sign Number: GC16	Location Photo	Map Section: 9	Direction Sign Faces: North	Sign Elevation:	Overhead
Notes:		Installation Conditions: <input type="checkbox"/> Soil <input type="checkbox"/> Brick <input type="checkbox"/> Reuse Foundation <input type="checkbox"/> Concrete <input type="checkbox"/> Surface Mount <input type="checkbox"/> Asphalt <input type="checkbox"/> Mount to Lamp Post Street Sign Location: Cross Street: Hwy 17 Palmera Ln. Demolition Required: <input type="checkbox"/> Sign Removal <input type="checkbox"/> Sign & Pole Removal	84"	<input type="checkbox"/> Curb <input type="checkbox"/> Shoulder < 6' <input type="checkbox"/> Shoulder > 6'	



Atlanta
Chicago
Denver
Phoenix
Orlando

Austin
Dallas
Houston
San Antonio

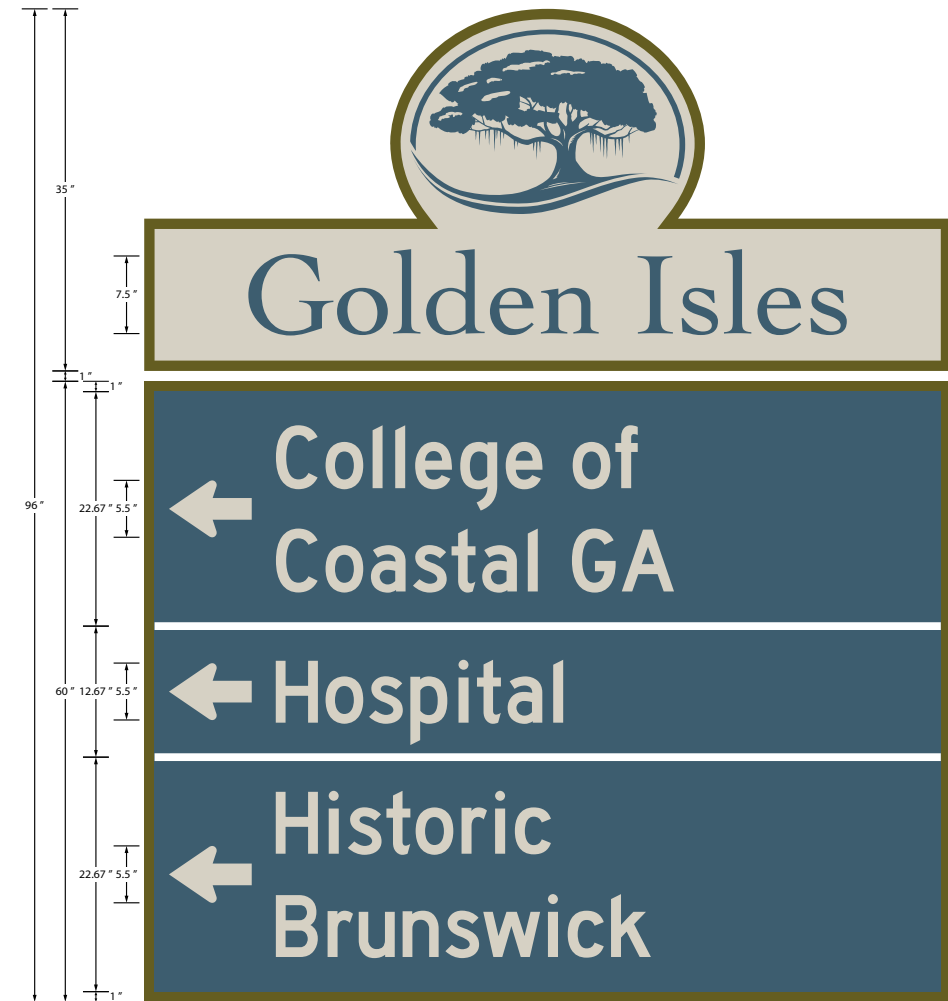
nsp.biz (888) 982-1234

These documents are intended to illustrate design intent and should only be used as a general guideline. No information contained herein should be constructed as an engineered element. The fabricator / installer shall be responsible for all structural, electrical and mechanical specifications. Information contained herein are part of an original and unpublished design by National Sign Plaza, Inc. Detailing and information contained on these pages shall not be reproduced, copied or utilized except for the specific project for which they were created, without the express written consent of National Sign Plazas, Inc.



Civic Wayfinding System
Design and Planning Development

Phase 1



GOLDEN ISLES™
GEORGIA

Details:


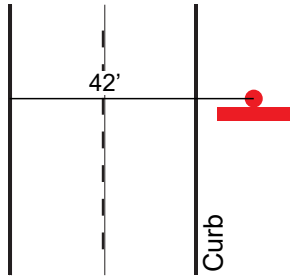
Size: 78"x96"

Square Footage:
Parent Panel: 32.5 sq ft
Decorative Header: 11.58 sq ft

Parent Panel Font:
Highway Gothic

Colors:
Blue: PMS 548 U
Gold: PMS 581 C
Tan: PMS 7527 C

Sign Type:
VEH06

Sign Number: GC17	Location Photo	Map Section: 9	Direction Sign Faces: South East	Sign Elevation:	Overhead
Notes:		Installation Conditions: <input type="checkbox"/> Soil <input type="checkbox"/> Brick <input type="checkbox"/> Reuse Foundation <input type="checkbox"/> Concrete <input type="checkbox"/> Surface Mount <input type="checkbox"/> Asphalt <input type="checkbox"/> Mount to Lamp Post Street Sign Location: Cross Street: Golden Isles Pkwy Altama Ave. Demolition Required: <input type="checkbox"/> Sign Removal <input type="checkbox"/> Sign & Pole Removal	84"	<input type="checkbox"/> Curb <input type="checkbox"/> Shoulder < 6' <input type="checkbox"/> Shoulder > 6'	



Atlanta
Chicago
Denver
Phoenix
Orlando

Austin
Dallas
Houston
San Antonio

nsp.biz (888) 982-1234

These documents are intended to illustrate design intent and should only be used as a general guideline. No information contained herein should be constructed as an engineered element. The fabricator / installer shall be responsible for all structural, electrical and mechanical specifications. Information contained herein are part of an original and unpublished design by National Sign Plaza, Inc. Detailing and information contained on these pages shall not be reproduced, copied or utilized except for the specific project for which they were created, without the express written consent of National Sign Plazas, Inc.



Civic Wayfinding System
Design and Planning Development

Phase 1



GOLDEN ISLES™
GEORGIA

Details:

Size: 78"x84"

Square Footage:
Parent Panel: 26 sq ft
Decorative Header: 11.58 sq ft

Parent Panel Font:
Highway Gothic

Colors:
Blue: PMS 548 U
Gold: PMS 581 C
Tan: PMS 7527 C

Sign Type:
VEH05

Sign Number: GC18	Location Photo	Map Section: 6	Direction Sign Faces: North	Sign Elevation:	Overhead
Notes:		<p>Installation Conditions:</p> <ul style="list-style-type: none"> <input type="checkbox"/> Soil <input type="checkbox"/> Concrete <input type="checkbox"/> Mount to Lamp Post <input type="checkbox"/> Brick <input type="checkbox"/> Surface Mount <input type="checkbox"/> Reuse Foundation <input type="checkbox"/> Asphalt <p>Street Sign Location: Hwy 17</p> <p>Cross Street: Chapel Crossing Rd.</p> <p>Demolition Required:</p> <ul style="list-style-type: none"> <input type="checkbox"/> Sign Removal <input type="checkbox"/> Sign & Pole Removal 	<p>84"</p>	<ul style="list-style-type: none"> <input type="checkbox"/> Curb <input type="checkbox"/> Shoulder < 6' <input type="checkbox"/> Shoulder > 6' 	



Atlanta
Chicago
Denver
Phoenix
Orlando

Austin
Dallas
Houston
San Antonio

nsp.biz (888) 982-1234

These documents are intended to illustrate design intent and should only be used as a general guideline. No information contained herein should be constructed as an engineered element. The fabricator / installer shall be responsible for all structural, electrical and mechanical specifications. Information contained herein are part of an original and unpublished design by National Sign Plaza, Inc. Detailing and information contained on these pages shall not be reproduced, copied or utilized except for the specific project for which they were created, without the express written consent of National Sign Plazas, Inc.



Civic Wayfinding System
Design and Planning Development

Phase 1



GOLDEN ISLES™
GEORGIA

Details:

Size: 78"x96"

Square Footage:
Parent Panel: 32.5 sq ft
Decorative Header: 11.58 sq ft

Parent Panel Font:
Highway Gothic

Colors:
Blue: PMS 548 U
Gold: PMS 581 C
Tan: PMS 7527 C

Sign Type:
VEH06

Sign Number: GC19	Location Photo	Map Section: 4	Direction Sign Faces: North	Sign Elevation:	Overhead
Notes:		Installation Conditions: <input type="checkbox"/> Soil <input type="checkbox"/> Brick <input type="checkbox"/> Reuse Foundation <input type="checkbox"/> Concrete <input type="checkbox"/> Surface Mount <input type="checkbox"/> Asphalt <input type="checkbox"/> Mount to Lamp Post Street Sign Location: Cross Street: Hwy 17 Glynco Pkwy. Demolition Required: <input type="checkbox"/> Sign Removal <input type="checkbox"/> Sign & Pole Removal	84"	<input type="checkbox"/> Curb <input type="checkbox"/> Shoulder < 6' <input type="checkbox"/> Shoulder > 6'	



Atlanta
Chicago
Denver
Phoenix
Orlando

Austin
Dallas
Houston
San Antonio

nsp.biz (888) 982-1234

These documents are intended to illustrate design intent and should only be used as a general guideline. No information contained herein should be constructed as an engineered element. The fabricator / installer shall be responsible for all structural, electrical and mechanical specifications. Information contained herein are part of an original and unpublished design by National Sign Plaza, Inc. Detailing and information contained on these pages shall not be reproduced, copied or utilized except for the specific project for which they were created, without the express written consent of National Sign Plazas, Inc.



Civic Wayfinding System
Design and Planning Development

Phase 1



GOLDEN ISLES™ GEORGIA	
Details:	
Size: 78"x96"	
Square Footage:	
Parent Panel:	32.5 sq ft
Decorative Header:	11.58 sq ft
Parent Panel Font:	
Highway Gothic	
Colors:	
Blue:	PMS 548 U
Gold:	PMS 581 C
Tan:	PMS 7527 C
Sign Type:	
VEH06	

Sign Number: GC20	Location Photo	Map Section: 6	Direction Sign Faces: South	Sign Elevation:	Overhead
Notes:		Installation Conditions: <input type="checkbox"/> Soil <input type="checkbox"/> Brick <input type="checkbox"/> Reuse Foundation <input type="checkbox"/> Concrete <input type="checkbox"/> Surface Mount <input type="checkbox"/> Asphalt <input type="checkbox"/> Mount to Lamp Post Street Sign Location: Cross Street: Hwy 17 Chapel Crossing Rd. Demolition Required: <input type="checkbox"/> Sign Removal <input type="checkbox"/> Sign & Pole Removal	84"	<input type="checkbox"/> Curb <input type="checkbox"/> Shoulder < 6' <input type="checkbox"/> Shoulder > 6'	



Atlanta
Chicago
Denver
Phoenix
Orlando

Austin
Dallas
Houston
San Antonio

nsp.biz (888) 982-1234

These documents are intended to illustrate design intent and should only be used as a general guideline. No information contained herein should be constructed as an engineered element. The fabricator / installer shall be responsible for all structural, electrical and mechanical specifications. Information contained herein are part of an original and unpublished design by National Sign Plaza, Inc. Detailing and information contained on these pages shall not be reproduced, copied or utilized except for the specific project for which they were created, without the express written consent of National Sign Plazas, Inc.



Civic Wayfinding System
Design and Planning Development

Phase 1



GOLDEN ISLES™
GEORGIA

Details:

Size: 78"x96"

Square Footage:
Parent Panel: 32.5 sq ft
Decorative Header: 11.58 sq ft

Parent Panel Font:
Highway Gothic

Colors:
Blue: PMS 548 U
Gold: PMS 581 C
Tan: PMS 7527 C

Sign Type:
VEH06

Sign Number: GC21	Location Photo	Map Section: 1	Direction Sign Faces: South	Sign Elevation:	Overhead
Notes: Replaces existing GDOT sign.		Installation Conditions: <input type="checkbox"/> Soil <input type="checkbox"/> Brick <input type="checkbox"/> Reuse Foundation <input type="checkbox"/> Concrete <input type="checkbox"/> Surface Mount <input type="checkbox"/> Asphalt <input type="checkbox"/> Mount to Lamp Post Street Sign Location: Cross Street: Interstate 95N Exit 42 Hwy 99 Demolition Required: <input type="checkbox"/> Sign Removal <input type="checkbox"/> Sign & Pole Removal			<input type="checkbox"/> Curb <input type="checkbox"/> Shoulder < 6' <input type="checkbox"/> Shoulder > 6'



Atlanta Austin
 Chicago Dallas
 Denver Houston
 Phoenix San Antonio
 Orlando

nsp.biz (888) 982-1234

These documents are intended to illustrate design intent and should only be used as a general guideline. No information contained herein should be constructed as an engineered element. The fabricator / installer shall be responsible for all structural, electrical and mechanical specifications. Information contained herein are part of an original and unpublished design by National Sign Plaza, Inc. Detailing and information contained on these pages shall not be reproduced, copied or utilized except for the specific project for which they were created, without the express written consent of National Sign Plazas, Inc.



Civic Wayfinding System
 Design and Planning Development

Phase 1



GOLDEN ISLES™
GEORGIA

Details:

Size: 78"x96"

Square Footage:
Parent Panel: 32.5 sq ft
Decorative Header: 11.58 sq ft

Parent Panel Font:
Highway Gothic

Colors:
Blue: PMS 548 U
Gold: PMS 581 C
Tan: PMS 7527 C

Sign Type:
VEH06

Sign Number: GC22	Location Photo	Map Section: 1	Direction Sign Faces: North	Sign Elevation:	Overhead
Notes: Replaces existing GDOT sign.		Installation Conditions: <input type="checkbox"/> Soil <input type="checkbox"/> Brick <input type="checkbox"/> Reuse Foundation <input type="checkbox"/> Concrete <input type="checkbox"/> Surface Mount <input type="checkbox"/> Asphalt <input type="checkbox"/> Mount to Lamp Post Street Sign Location: Cross Street: Interstate 95S Exit 42 Hwy 99 Demolition Required: <input type="checkbox"/> Sign Removal <input type="checkbox"/> Sign & Pole Removal	84"	<input type="checkbox"/> Curb <input type="checkbox"/> Shoulder < 6' <input type="checkbox"/> Shoulder > 6'	



Atlanta
Chicago
Denver
Phoenix
Orlando

Austin
Dallas
Houston
San Antonio


nsp.biz (888) 982-1234

These documents are intended to illustrate design intent and should only be used as a general guideline. No information contained herein should be constructed as an engineered element. The fabricator / installer shall be responsible for all structural, electrical and mechanical specifications. Information contained herein are part of an original and unpublished design by National Sign Plaza, Inc. Detailing and information contained on these pages shall not be reproduced, copied or utilized except for the specific project for which they were created, without the express written consent of National Sign Plazas, Inc.



Civic Wayfinding System
Design and Planning Development

Phase 1



GOLDEN ISLES™
GEORGIA

Details:

Size: 78"x84"
Square Footage:
Parent Panel: 26 sq ft
Decorative Header: 11.58 sq ft

Parent Panel Font:
Highway Gothic

Colors:
Blue: PMS 548 U
Gold: PMS 581 C
Tan: PMS 7527 C

Sign Type:
VEH05

Sign Number: GC23	Location Photo	Map Section: 3	Direction Sign Faces: West	Sign Elevation:	Overhead
Notes: Replaces existing GDOT sign.		Installation Conditions: <input type="checkbox"/> Soil <input type="checkbox"/> Brick <input type="checkbox"/> Reuse Foundation <input type="checkbox"/> Concrete <input type="checkbox"/> Surface Mount <input type="checkbox"/> Asphalt <input type="checkbox"/> Mount to Lamp Post Street Sign Location: Cross Street: Interstate 95N Exit 38 Golden Isles Pkwy Demolition Required: <input type="checkbox"/> Sign Removal <input type="checkbox"/> Sign & Pole Removal	84"	<input type="checkbox"/> Curb <input type="checkbox"/> Shoulder < 6' <input type="checkbox"/> Shoulder > 6'	



Atlanta
Chicago
Denver
Phoenix
Orlando

nsp.biz

Austin
Dallas
Houston
San Antonio

(888) 982-1234

These documents are intended to illustrate design intent and should only be used as a general guideline. No information contained herein should be constructed as an engineered element. The fabricator / installer shall be responsible for all structural, electrical and mechanical specifications. Information contained herein are part of an original and unpublished design by National Sign Plaza, Inc. Detailing and information contained on these pages shall not be reproduced, copied or utilized except for the specific project for which they were created, without the express written consent of National Sign Plazas, Inc.



Civic Wayfinding System
Design and Planning Development

Phase 1



GOLDEN ISLES™
GEORGIA

Details:

Size: 78"x84"
Square Footage:
Parent Panel: 26 sq ft
Decorative Header: 11.58 sq ft

Parent Panel Font:
Highway Gothic

Colors:
Blue: PMS 548 U
Gold: PMS 581 C
Tan: PMS 7527 C

Sign Type:
VEH05

Sign Number: GC24	Location Photo	Map Section: 3	Direction Sign Faces: North West	Sign Elevation:	Overhead
Notes: Replaces existing GDOT sign.		Installation Conditions: <input type="checkbox"/> Soil <input type="checkbox"/> Brick <input type="checkbox"/> Reuse Foundation <input type="checkbox"/> Concrete <input type="checkbox"/> Surface Mount <input type="checkbox"/> Asphalt <input type="checkbox"/> Mount to Lamp Post Street Sign Location: Cross Street: Interstate 95S Exit 38 Golden Isles Pkwy Demolition Required: <input type="checkbox"/> Sign Removal <input type="checkbox"/> Sign & Pole Removal	84"	<input type="checkbox"/> Curb <input type="checkbox"/> Shoulder < 6' <input type="checkbox"/> Shoulder > 6'	



Atlanta
Chicago
Denver
Phoenix
Orlando

Austin
Dallas
Houston
San Antonio

nsp.biz (888) 982-1234

These documents are intended to illustrate design intent and should only be used as a general guideline. No information contained herein should be constructed as an engineered element. The fabricator / installer shall be responsible for all structural, electrical and mechanical specifications. Information contained herein are part of an original and unpublished design by National Sign Plaza, Inc. Detailing and information contained on these pages shall not be reproduced, copied or utilized except for the specific project for which they were created, without the express written consent of National Sign Plazas, Inc.



Civic Wayfinding System
Design and Planning Development

Phase 1



GOLDEN ISLES™
GEORGIA

Details:

Size: 78"x84"
 Square Footage:
 Parent Panel: 26 sq ft
 Decorative Header: 11.58 sq ft

Parent Panel Font:
 Highway Gothic

Colors:
 Blue: PMS 548 U
 Gold: PMS 581 C
 Tan: PMS 7527 C

Sign Type:
 VEH05

Sign Number: GC25	Location Photo	Map Section: 5	Direction Sign Faces: North	Sign Elevation:	Overhead
Notes:		Installation Conditions: <input type="checkbox"/> Soil <input type="checkbox"/> Brick <input type="checkbox"/> Reuse Foundation <input type="checkbox"/> Concrete <input type="checkbox"/> Surface Mount <input type="checkbox"/> Asphalt <input type="checkbox"/> Mount to Lamp Post Street Sign Location: Cross Street: Golden Isles Pkwy Walker Rd. Demolition Required: <input type="checkbox"/> Sign Removal <input type="checkbox"/> Sign & Pole Removal		<input type="checkbox"/> Curb <input type="checkbox"/> Shoulder < 6' <input type="checkbox"/> Shoulder > 6'	



Atlanta
 Chicago
 Denver
 Phoenix
 Orlando

Austin
 Dallas
 Houston
 San Antonio

 (888) 982-1234

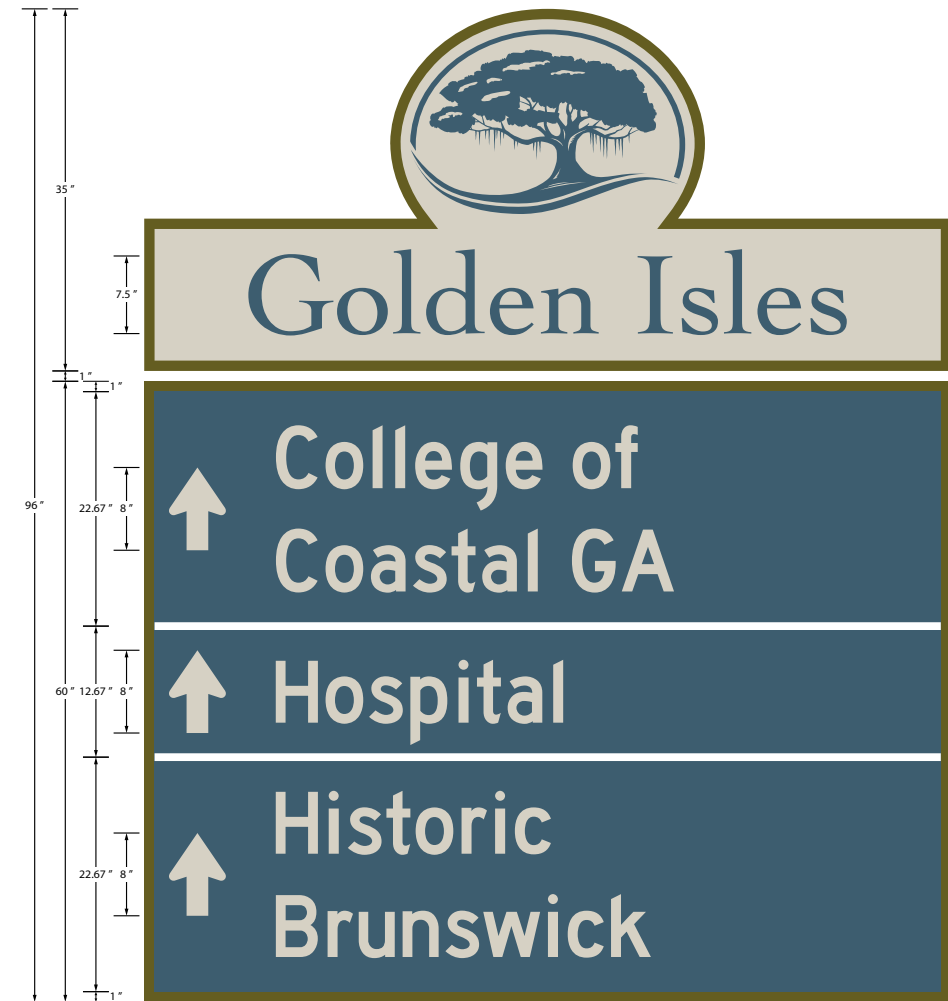
nsp.biz

These documents are intended to illustrate design intent and should only be used as a general guideline. No information contained herein should be constructed as an engineered element. The fabricator / installer shall be responsible for all structural, electrical and mechanical specifications. Information contained herein are part of an original and unpublished design by National Sign Plaza, Inc. Detailing and information contained on these pages shall not be reproduced, copied or utilized except for the specific project for which they were created, without the express written consent of National Sign Plazas, Inc.



Civic Wayfinding System
 Design and Planning Development

Phase 1



GOLDEN ISLES™
GEORGIA

Details:

Size: 78"x96"

Square Footage:
Parent Panel: 32.5 sq ft
Decorative Header: 11.58 sq ft

Parent Panel Font:
Highway Gothic

Colors:
Blue: PMS 548 U
Gold: PMS 581 C
Tan: PMS 7527 C

Sign Type:
VEH06

Sign Number: GC26	Location Photo	Map Section: 5	Direction Sign Faces: North West	Sign Elevation:	Overhead
Notes:		<p>Installation Conditions:</p> <ul style="list-style-type: none"> <input type="checkbox"/> Soil <input type="checkbox"/> Concrete <input type="checkbox"/> Mount to Lamp Post <input type="checkbox"/> Brick <input type="checkbox"/> Surface Mount <input type="checkbox"/> Reuse Foundation <input type="checkbox"/> Asphalt <p>Street Sign Location: Golden Isles Pkwy Cross Street: Altama Connector</p> <p>Demolition Required:</p> <ul style="list-style-type: none"> <input type="checkbox"/> Sign Removal <input type="checkbox"/> Sign & Pole Removal 	84"	<ul style="list-style-type: none"> <input type="checkbox"/> Curb <input type="checkbox"/> Shoulder < 6' <input type="checkbox"/> Shoulder > 6' 	



Atlanta
Chicago
Denver
Phoenix
Orlando

Austin
Dallas
Houston
San Antonio

nsp.biz (888) 982-1234

These documents are intended to illustrate design intent and should only be used as a general guideline. No information contained herein should be constructed as an engineered element. The fabricator / installer shall be responsible for all structural, electrical and mechanical specifications. Information contained herein are part of an original and unpublished design by National Sign Plaza, Inc. Detailing and information contained on these pages shall not be reproduced, copied or utilized except for the specific project for which they were created, without the express written consent of National Sign Plazas, Inc.



Civic Wayfinding System
Design and Planning Development

Phase 1



GOLDEN ISLES™
GEORGIA

Details:

Size: 78"x84"
Square Footage:
Parent Panel: 26 sq ft
Decorative Header: 11.58 sq ft

Parent Panel Font:
Highway Gothic

Colors:
Blue: PMS 548 U
Gold: PMS 581 C
Tan: PMS 7527 C

Sign Type:
VEH05

Sign Number: GC27	Location Photo	Map Section: 5	Direction Sign Faces: South West	Sign Elevation:	Overhead
Notes:		Installation Conditions: <input type="checkbox"/> Soil <input type="checkbox"/> Brick <input type="checkbox"/> Reuse Foundation <input type="checkbox"/> Concrete <input type="checkbox"/> Surface Mount <input type="checkbox"/> Asphalt <input type="checkbox"/> Mount to Lamp Post Street Sign Location: Cross Street: Interstate 95N Exit 36A Hwy 341 Demolition Required: <input type="checkbox"/> Sign Removal <input type="checkbox"/> Sign & Pole Removal	84"	<input type="checkbox"/> Curb <input type="checkbox"/> Shoulder < 6' <input type="checkbox"/> Shoulder > 6'	



Atlanta
Chicago
Denver
Phoenix
Orlando

Austin
Dallas
Houston
San Antonio

nsp.biz (888) 982-1234

These documents are intended to illustrate design intent and should only be used as a general guideline. No information contained herein should be constructed as an engineered element. The fabricator / installer shall be responsible for all structural, electrical and mechanical specifications. Information contained herein are part of an original and unpublished design by National Sign Plaza, Inc. Detailing and information contained on these pages shall not be reproduced, copied or utilized except for the specific project for which they were created, without the express written consent of National Sign Plazas, Inc.



Civic Wayfinding System
Design and Planning Development

Phase 1



GOLDEN ISLES™
GEORGIA


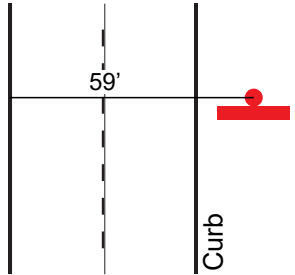
Details:

Size: 78"x84"
Square Footage:
Parent Panel: 26 sq ft
Decorative Header: 11.58 sq ft

Parent Panel Font:
Highway Gothic

Colors:
Blue: PMS 548 U
Gold: PMS 581 C
Tan: PMS 7527 C

Sign Type:
VEH05

Sign Number: GC28	Location Photo	Map Section: 5	Direction Sign Faces: North	Sign Elevation:	Overhead
Notes:		Installation Conditions: <input type="checkbox"/> Soil <input type="checkbox"/> Brick <input type="checkbox"/> Reuse Foundation <input type="checkbox"/> Concrete <input type="checkbox"/> Surface Mount <input type="checkbox"/> Asphalt <input type="checkbox"/> Mount to Lamp Post Street Sign Location: Cross Street: Hwy 341 Interstate 95 Demolition Required: <input type="checkbox"/> Sign Removal <input type="checkbox"/> Sign & Pole Removal	84"	<input type="checkbox"/> Curb <input type="checkbox"/> Shoulder < 6' <input type="checkbox"/> Shoulder > 6'	



Atlanta
Chicago
Denver
Phoenix
Orlando

Austin
Dallas
Houston
San Antonio

nsp.biz (888) 982-1234

These documents are intended to illustrate design intent and should only be used as a general guideline. No information contained herein should be constructed as an engineered element. The fabricator / installer shall be responsible for all structural, electrical and mechanical specifications. Information contained herein are part of an original and unpublished design by National Sign Plaza, Inc. Detailing and information contained on these pages shall not be reproduced, copied or utilized except for the specific project for which they were created, without the express written consent of National Sign Plazas, Inc.



Civic Wayfinding System
Design and Planning Development

Phase 1



GOLDEN ISLES™
GEORGIA

Details:


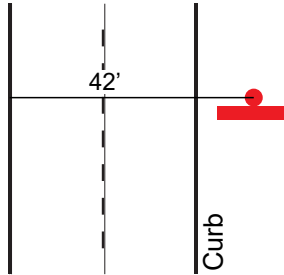
Size: 78"x84"

Square Footage:
Parent Panel: 26 sq ft
Decorative Header: 11.58 sq ft

Parent Panel Font:
Highway Gothic

Colors:
Blue: PMS 548 U
Gold: PMS 581 C
Tan: PMS 7527 C

Sign Type:
VEH05

Sign Number: GC30	Location Photo	Map Section: 2	Direction Sign Faces: North	Sign Elevation:	Overhead
Notes:		Installation Conditions: <input type="checkbox"/> Soil <input type="checkbox"/> Brick <input type="checkbox"/> Reuse Foundation <input type="checkbox"/> Concrete <input type="checkbox"/> Surface Mount <input type="checkbox"/> Asphalt <input type="checkbox"/> Mount to Lamp Post Street Sign Location: Cross Street: Hwy 341 Old Jesup Rd. Demolition Required: <input type="checkbox"/> Sign Removal <input type="checkbox"/> Sign & Pole Removal	84"	<input type="checkbox"/> Curb <input type="checkbox"/> Shoulder < 6' <input type="checkbox"/> Shoulder > 6'	



Atlanta
Chicago
Denver
Phoenix
Orlando

Austin
Dallas
Houston
San Antonio

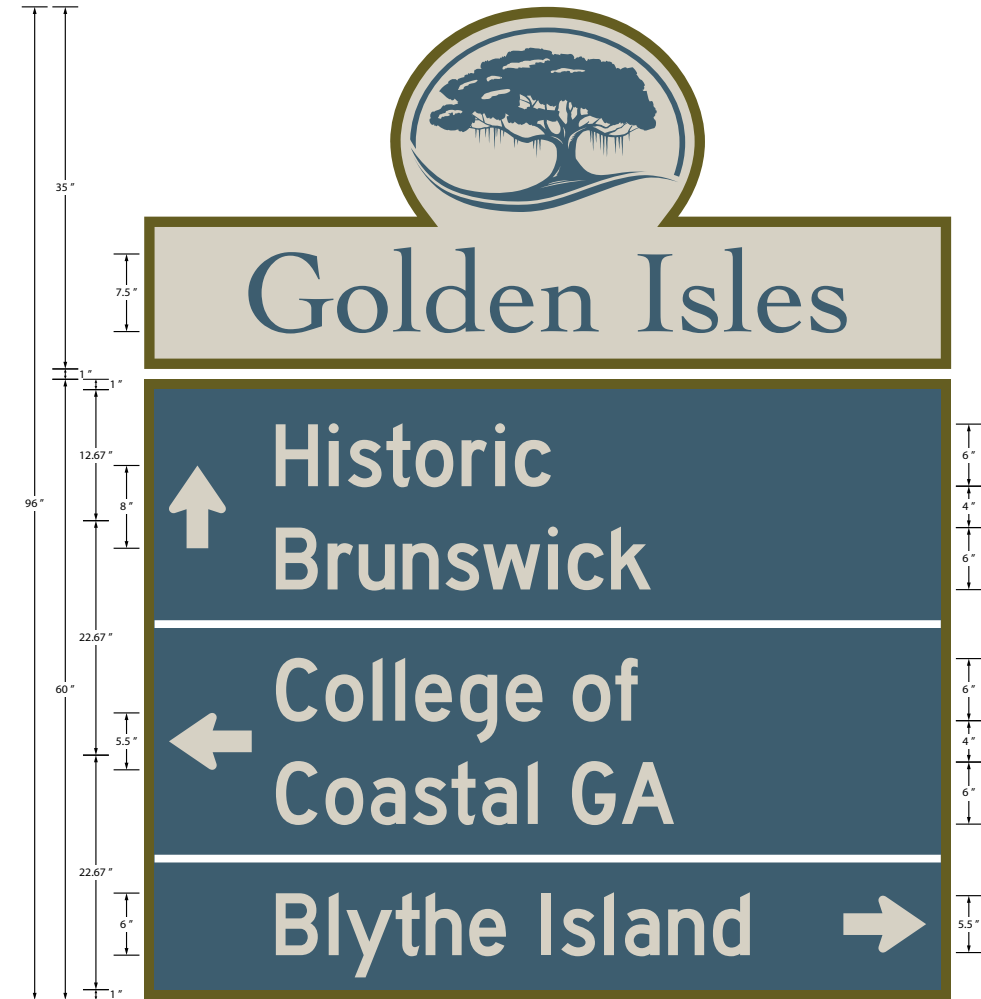
nsp.biz (888) 982-1234

These documents are intended to illustrate design intent and should only be used as a general guideline. No information contained herein should be constructed as an engineered element. The fabricator / installer shall be responsible for all structural, electrical and mechanical specifications. Information contained herein are part of an original and unpublished design by National Sign Plaza, Inc. Detailing and information contained on these pages shall not be reproduced, copied or utilized except for the specific project for which they were created, without the express written consent of National Sign Plazas, Inc.



Civic Wayfinding System
Design and Planning Development

Phase 1



GOLDEN ISLES™
GEORGIA

Details:

Size: 78"x96"

Square Footage:
Parent Panel: 32.5 sq ft
Decorative Header: 11.58 sq ft

Parent Panel Font:
Highway Gothic

Colors:
Blue: PMS 548 U
Gold: PMS 581 C
Tan: PMS 7527 C

Sign Type:
VEH06

Sign Number: GC31	Location Photo	Map Section: 9	Direction Sign Faces: North	Sign Elevation:	Overhead
Notes: Replaces existing GDOT sign.		Installation Conditions: <input type="checkbox"/> Soil <input type="checkbox"/> Brick <input type="checkbox"/> Reuse Foundation <input type="checkbox"/> Concrete <input type="checkbox"/> Surface Mount <input type="checkbox"/> Asphalt <input type="checkbox"/> Mount to Lamp Post Street Sign Location: Cross Street: Hwy 341 Blythe Island Hwy. Demolition Required: <input type="checkbox"/> Sign Removal <input type="checkbox"/> Sign & Pole Removal	84"	<input type="checkbox"/> Curb <input type="checkbox"/> Shoulder < 6' <input type="checkbox"/> Shoulder > 6'	



Atlanta
Chicago
Denver
Phoenix
Orlando

Austin
Dallas
Houston
San Antonio

nsp.biz (888) 982-1234

These documents are intended to illustrate design intent and should only be used as a general guideline. No information contained herein should be constructed as an engineered element. The fabricator / installer shall be responsible for all structural, electrical and mechanical specifications. Information contained herein are part of an original and unpublished design by National Sign Plaza, Inc. Detailing and information contained on these pages shall not be reproduced, copied or utilized except for the specific project for which they were created, without the express written consent of National Sign Plazas, Inc.



Civic Wayfinding System
Design and Planning Development

Phase 3



GOLDEN ISLES™
GEORGIA

Details:

Size: 78"x84"

Square Footage:
Parent Panel: 26 sq ft
Decorative Header: 11.58 sq ft

Parent Panel Font:
Highway Gothic

Colors:
Blue: PMS 548 U
Gold: PMS 581 C
Tan: PMS 7527 C

Sign Type:
VEH05

Sign Number: GC32	Location Photo	Map Section: 10	Direction Sign Faces: North	Sign Elevation:	Overhead
Notes: Sign needs to be on the outside of the utility pole to be outside of the RR ROW.		Installation Conditions: <input type="checkbox"/> Soil <input type="checkbox"/> Brick <input type="checkbox"/> Reuse Foundation <input type="checkbox"/> Concrete <input type="checkbox"/> Surface Mount <input type="checkbox"/> Asphalt <input type="checkbox"/> Mount to Lamp Post Street Sign Location: Cross Street: Hwy 341 Ross Rd. Demolition Required: <input type="checkbox"/> Sign Removal <input type="checkbox"/> Sign & Pole Removal	84"	<input type="checkbox"/> Curb <input type="checkbox"/> Shoulder < 6' <input type="checkbox"/> Shoulder > 6'	



Atlanta
Chicago
Denver
Phoenix
Orlando

Austin
Dallas
Houston
San Antonio

nsp.biz (888) 982-1234

These documents are intended to illustrate design intent and should only be used as a general guideline. No information contained herein should be constructed as an engineered element. The fabricator / installer shall be responsible for all structural, electrical and mechanical specifications. Information contained herein are part of an original and unpublished design by National Sign Plaza, Inc. Detailing and information contained on these pages shall not be reproduced, copied or utilized except for the specific project for which they were created, without the express written consent of National Sign Plazas, Inc.



Civic Wayfinding System
Design and Planning Development

Phase 2



GOLDEN ISLES™
GEORGIA

Details:


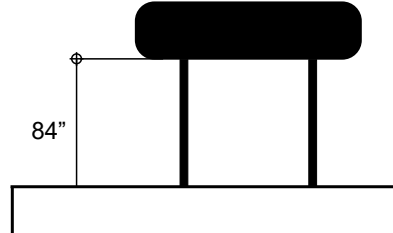
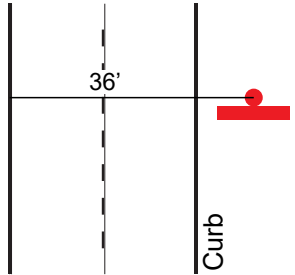
Size: 78"x84"

Square Footage:
Parent Panel: 26 sq ft
Decorative Header: 11.58 sq ft

Parent Panel Font:
Highway Gothic

Colors:
Blue: PMS 548 U
Gold: PMS 581 C
Tan: PMS 7527 C

Sign Type:
VEH05

Sign Number: GC33	Location Photo	Map Section: 17	Direction Sign Faces: North West	Sign Elevation:	Overhead
Notes:		Installation Conditions: <input type="checkbox"/> Soil <input type="checkbox"/> Brick <input type="checkbox"/> Reuse Foundation <input type="checkbox"/> Concrete <input type="checkbox"/> Surface Mount <input type="checkbox"/> Asphalt <input type="checkbox"/> Mount to Lamp Post Street Sign Location: Cross Street: Hwy 17 SCM Rd. Demolition Required: <input type="checkbox"/> Sign Removal <input type="checkbox"/> Sign & Pole Removal	Sign Elevation: 	Overhead: <input type="checkbox"/> Curb <input type="checkbox"/> Shoulder < 6' <input type="checkbox"/> Shoulder > 6' 	



Atlanta
Chicago
Denver
Phoenix
Orlando

Austin
Dallas
Houston
San Antonio

nsp.biz (888) 982-1234

These documents are intended to illustrate design intent and should only be used as a general guideline. No information contained herein should be constructed as an engineered element. The fabricator / installer shall be responsible for all structural, electrical and mechanical specifications. Information contained herein are part of an original and unpublished design by National Sign Plaza, Inc. Detailing and information contained on these pages shall not be reproduced, copied or utilized except for the specific project for which they were created, without the express written consent of National Sign Plazas, Inc.



Civic Wayfinding System
Design and Planning Development

Phase 3



GOLDEN ISLES™
GEORGIA

Details:

Size: 78"x78"
Square Footage:
Parent Panel: 22.75 sq ft
Decorative Header: 11.58 sq ft

Parent Panel Font: Highway Gothic

Colors:
Blue: PMS 548 U
Gold: PMS 581 C
Tan: PMS 7527 C

Sign Type: VEH04

Sign Number: GC34	Location Photo	Map Section: 14	Direction Sign Faces: South	Sign Elevation:	Overhead
Notes: Replaces existing GDOT sign.		Installation Conditions: <input type="checkbox"/> Soil <input type="checkbox"/> Brick <input type="checkbox"/> Reuse Foundation <input type="checkbox"/> Concrete <input type="checkbox"/> Surface Mount <input type="checkbox"/> Asphalt <input type="checkbox"/> Mount to Lamp Post Street Sign Location: Cross Street: Glynn Ave. Gloucester St. Demolition Required: <input type="checkbox"/> Sign Removal <input type="checkbox"/> Sign & Pole Removal	84"	<input type="checkbox"/> Curb <input type="checkbox"/> Shoulder < 6' <input type="checkbox"/> Shoulder > 6'	



Atlanta
Chicago
Denver
Phoenix
Orlando

nsp.biz

Austin
Dallas
Houston
San Antonio

(888) 982-1234

These documents are intended to illustrate design intent and should only be used as a general guideline. No information contained herein should be constructed as an engineered element. The fabricator / installer shall be responsible for all structural, electrical and mechanical specifications. Information contained herein are part of an original and unpublished design by National Sign Plaza, Inc. Detailing and information contained on these pages shall not be reproduced, copied or utilized except for the specific project for which they were created, without the express written consent of National Sign Plazas, Inc.



Civic Wayfinding System
Design and Planning Development

Phase 3



GOLDEN ISLES™
GEORGIA

Details:

Size: 66" x 61"

Square Footage:
Parent Panel: 13.75 sq ft
Decorative Header: 8.47 sq ft

Parent Panel Font:
Highway Gothic

Colors:
Blue: PMS 548 U
Gold: PMS 581 C
Tan: PMS 7527 C

Sign Type:
VEH01

Sign Number: GC35	Location Photo	Map Section: 18	Direction Sign Faces: North	Sign Elevation:	Overhead
Notes:		Installation Conditions: <input type="checkbox"/> Soil <input type="checkbox"/> Brick <input type="checkbox"/> Reuse Foundation <input type="checkbox"/> Concrete <input type="checkbox"/> Surface Mount <input type="checkbox"/> Asphalt <input type="checkbox"/> Mount to Lamp Post Street Sign Location: Cross Street: Glynn Ave. 4th Ave. Demolition Required: <input type="checkbox"/> Sign Removal <input type="checkbox"/> Sign & Pole Removal	Sign Elevation: 	Overhead: <input type="checkbox"/> Curb <input type="checkbox"/> Shoulder < 6' <input type="checkbox"/> Shoulder > 6' 	



Atlanta
Chicago
Denver
Phoenix
Orlando

Austin
Dallas
Houston
San Antonio

nsp.biz (888) 982-1234

These documents are intended to illustrate design intent and should only be used as a general guideline. No information contained herein should be constructed as an engineered element. The fabricator / installer shall be responsible for all structural, electrical and mechanical specifications. Information contained herein are part of an original and unpublished design by National Sign Plaza, Inc. Detailing and information contained on these pages shall not be reproduced, copied or utilized except for the specific project for which they were created, without the express written consent of National Sign Plazas, Inc.



Civic Wayfinding System
Design and Planning Development

Phase 3



GOLDEN ISLES™
GEORGIA


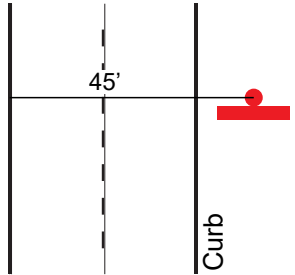
Details:

Size: 78"x84"
Square Footage:
Parent Panel: 26 sq ft
Decorative Header: 11.58 sq ft

Parent Panel Font:
Highway Gothic

Colors:
Blue: PMS 548 U
Gold: PMS 581 C
Tan: PMS 7527 C

Sign Type:
VEH05

Sign Number: GC47	Location Photo	Map Section: 14	Direction Sign Faces: North	Sign Elevation:	Overhead
Notes:		Installation Conditions: <input type="checkbox"/> Soil <input type="checkbox"/> Brick <input type="checkbox"/> Reuse Foundation <input type="checkbox"/> Concrete <input type="checkbox"/> Surface Mount <input type="checkbox"/> Asphalt <input type="checkbox"/> Mount to Lamp Post Street Sign Location: Cross Street: Glynn Ave. Gloucester St. Demolition Required: <input type="checkbox"/> Sign Removal <input type="checkbox"/> Sign & Pole Removal	84"	<input type="checkbox"/> Curb <input type="checkbox"/> Shoulder < 6' <input type="checkbox"/> Shoulder > 6'	



Atlanta
Chicago
Denver
Phoenix
Orlando

Austin
Dallas
Houston
San Antonio

nsp.biz (888) 982-1234

These documents are intended to illustrate design intent and should only be used as a general guideline. No information contained herein should be constructed as an engineered element. The fabricator / installer shall be responsible for all structural, electrical and mechanical specifications. Information contained herein are part of an original and unpublished design by National Sign Plaza, Inc. Detailing and information contained on these pages shall not be reproduced, copied or utilized except for the specific project for which they were created, without the express written consent of National Sign Plazas, Inc.



Civic Wayfinding System
Design and Planning Development

Phase 3



GOLDEN ISLES™
GEORGIA

Details:

Size: 78" x 78"
 Square Footage:
 Parent Panel: 22.75 sq ft
 Decorative Header: 11.58 sq ft

Parent Panel Font:
 Highway Gothic

Colors:
 Blue: PMS 548 U
 Gold: PMS 581 C
 Tan: PMS 7527 C

Sign Type:
 VEH04

Sign Number: GC48	Location Photo	Map Section: 14	Direction Sign Faces: West	Sign Elevation:	Overhead
Notes:		Installation Conditions: <input type="checkbox"/> Soil <input type="checkbox"/> Brick <input type="checkbox"/> Reuse Foundation <input type="checkbox"/> Concrete <input type="checkbox"/> Surface Mount <input type="checkbox"/> Asphalt <input type="checkbox"/> Mount to Lamp Post Street Sign Location: Cross Street: Gloucester St. Lanier Blvd. Demolition Required: <input type="checkbox"/> Sign Removal <input type="checkbox"/> Sign & Pole Removal		<input type="checkbox"/> Curb <input type="checkbox"/> Shoulder < 6' <input type="checkbox"/> Shoulder > 6' 	



Atlanta
 Chicago
 Denver
 Phoenix
 Orlando

Austin
 Dallas
 Houston
 San Antonio

nsp.biz (888) 982-1234

These documents are intended to illustrate design intent and should only be used as a general guideline. No information contained herein should be constructed as an engineered element. The fabricator / installer shall be responsible for all structural, electrical and mechanical specifications. Information contained herein are part of an original and unpublished design by National Sign Plaza, Inc. Detailing and information contained on these pages shall not be reproduced, copied or utilized except for the specific project for which they were created, without the express written consent of National Sign Plazas, Inc.



Civic Wayfinding System
 Design and Planning Development

Phase 3



GOLDEN ISLES™
GEORGIA

Details:

Size: 66" x 79"

Square Footage:
Parent Panel: 22 sq ft
Decorative Header: 8.47 sq ft

Parent Panel Font:
Highway Gothic

Colors:
Blue: PMS 548 U
Gold: PMS 581 C
Tan: PMS 7527 C

Sign Type:
VEH03

Sign Number: GC49	Location Photo	Map Section: 14.a Pg 1	Direction Sign Faces: West	Sign Elevation:	Overhead
Notes:		<p>Installation Conditions:</p> <ul style="list-style-type: none"> <input type="checkbox"/> Soil <input type="checkbox"/> Concrete <input type="checkbox"/> Mount to Lamp Post <input type="checkbox"/> Brick <input type="checkbox"/> Surface Mount <input type="checkbox"/> Reuse Foundation <input type="checkbox"/> Asphalt <p>Street Sign Location: Gloucester St. Cross Street: MLK Jr. Blvd.</p> <p>Demolition Required:</p> <ul style="list-style-type: none"> <input type="checkbox"/> Sign Removal <input type="checkbox"/> Sign & Pole Removal 		<ul style="list-style-type: none"> <input type="checkbox"/> Curb <input type="checkbox"/> Shoulder < 6' <input type="checkbox"/> Shoulder > 6' 	



Atlanta
Chicago
Denver
Phoenix
Orlando

Austin
Dallas
Houston
San Antonio

nsp.biz (888) 982-1234

These documents are intended to illustrate design intent and should only be used as a general guideline. No information contained herein should be constructed as an engineered element. The fabricator / installer shall be responsible for all structural, electrical and mechanical specifications. Information contained herein are part of an original and unpublished design by National Sign Plaza, Inc. Detailing and information contained on these pages shall not be reproduced, copied or utilized except for the specific project for which they were created, without the express written consent of National Sign Plazas, Inc.



Civic Wayfinding System
Design and Planning Development

Phase 3



GOLDEN ISLES™
GEORGIA


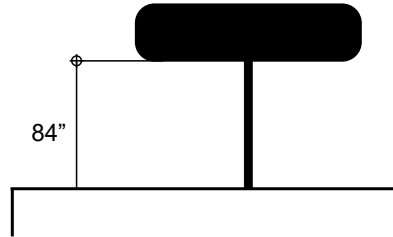
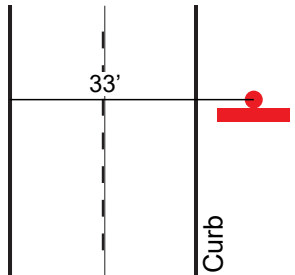
Details:

Size: 66" x 67"
Square Footage:
Parent Panel: 16.5 sq ft
Decorative Header: 8.47 sq ft

Parent Panel Font:
Highway Gothic

Colors:
Blue: PMS 548 U
Gold: PMS 581 C
Tan: PMS 7527 C

Sign Type:
VEH02

Sign Number: GC50	Location Photo	Map Section: 14.a Pg 1	Direction Sign Faces: East	Sign Elevation:	Overhead
Notes:		Installation Conditions: <input type="checkbox"/> Soil <input type="checkbox"/> Brick <input type="checkbox"/> Reuse Foundation <input type="checkbox"/> Concrete <input type="checkbox"/> Surface Mount <input type="checkbox"/> Asphalt <input type="checkbox"/> Mount to Lamp Post Street Sign Location: Cross Street: Gloucester St. Norwich St. Demolition Required: <input type="checkbox"/> Sign Removal <input type="checkbox"/> Sign & Pole Removal			<input type="checkbox"/> Curb <input type="checkbox"/> Shoulder < 6' <input type="checkbox"/> Shoulder > 6' 



Atlanta
Chicago
Denver
Phoenix
Orlando

Austin
Dallas
Houston
San Antonio

nsp.biz (888) 982-1234

These documents are intended to illustrate design intent and should only be used as a general guideline. No information contained herein should be constructed as an engineered element. The fabricator / installer shall be responsible for all structural, electrical and mechanical specifications. Information contained herein are part of an original and unpublished design by National Sign Plaza, Inc. Detailing and information contained on these pages shall not be reproduced, copied or utilized except for the specific project for which they were created, without the express written consent of National Sign Plazas, Inc.



Civic Wayfinding System
Design and Planning Development

Phase 3



GOLDEN ISLES™
GEORGIA

Details:

Size: 66" x 79"

Square Footage:
Parent Panel: 22 sq ft
Decorative Header: 8.47 sq ft

Parent Panel Font:
Highway Gothic

Colors:
Blue: PMS 548 U
Gold: PMS 581 C
Tan: PMS 7527 C

Sign Type:
VEH03

Sign Number: GC51	Location Photo	Map Section: 14.a Pg 1	Direction Sign Faces: West	Sign Elevation:	Overhead
Notes:		<p>Installation Conditions:</p> <ul style="list-style-type: none"> <input type="checkbox"/> Soil <input type="checkbox"/> Concrete <input type="checkbox"/> Mount to Lamp Post <input type="checkbox"/> Brick <input type="checkbox"/> Surface Mount <input type="checkbox"/> Reuse Foundation <input type="checkbox"/> Asphalt <p>Street Sign Location: Gloucester St. Cross Street: Norwich St.</p> <p>Demolition Required:</p> <ul style="list-style-type: none"> <input type="checkbox"/> Sign Removal <input type="checkbox"/> Sign & Pole Removal 		<ul style="list-style-type: none"> <input type="checkbox"/> Curb <input type="checkbox"/> Shoulder < 6' <input type="checkbox"/> Shoulder > 6' 	



Atlanta
Chicago
Denver
Phoenix
Orlando

Austin
Dallas
Houston
San Antonio


nsp.biz (888) 982-1234

These documents are intended to illustrate design intent and should only be used as a general guideline. No information contained herein should be constructed as an engineered element. The fabricator / installer shall be responsible for all structural, electrical and mechanical specifications. Information contained herein are part of an original and unpublished design by National Sign Plaza, Inc. Detailing and information contained on these pages shall not be reproduced, copied or utilized except for the specific project for which they were created, without the express written consent of National Sign Plazas, Inc.



Civic Wayfinding System
Design and Planning Development

Phase 3



GOLDEN ISLES™
GEORGIA

Details:

Size: 66"x67"

Square Footage:
Parent Panel: 16.5 sq ft
Decorative Header: 8.47 sq ft

Parent Panel Font:
Highway Gothic

Colors:
Blue: PMS 548 U
Gold: PMS 581 C
Tan: PMS 7527 C

Sign Type:
VEH02

Sign Number: GC53	Location Photo	Map Section: 14.a Pg 1	Direction Sign Faces: South	Sign Elevation:	Overhead
Notes:		<p>Installation Conditions:</p> <ul style="list-style-type: none"> <input type="checkbox"/> Soil <input type="checkbox"/> Concrete <input type="checkbox"/> Mount to Lamp Post <input type="checkbox"/> Brick <input type="checkbox"/> Surface Mount <input type="checkbox"/> Reuse Foundation <input type="checkbox"/> Asphalt <p>Street Sign Location: Oglethorpe St. Cross Street: Gloucester St.</p> <p>Demolition Required:</p> <ul style="list-style-type: none"> <input type="checkbox"/> Sign Removal <input type="checkbox"/> Sign & Pole Removal 	<p>84"</p>	<ul style="list-style-type: none"> <input type="checkbox"/> Curb <input type="checkbox"/> Shoulder < 6' <input type="checkbox"/> Shoulder > 6' 	



Atlanta
Chicago
Denver
Phoenix
Orlando

Austin
Dallas
Houston
San Antonio

nsp.biz (888) 982-1234

These documents are intended to illustrate design intent and should only be used as a general guideline. No information contained herein should be constructed as an engineered element. The fabricator / installer shall be responsible for all structural, electrical and mechanical specifications. Information contained herein are part of an original and unpublished design by National Sign Plaza, Inc. Detailing and information contained on these pages shall not be reproduced, copied or utilized except for the specific project for which they were created, without the express written consent of National Sign Plazas, Inc.



Civic Wayfinding System
Design and Planning Development

Phase 3



GOLDEN ISLES™
GEORGIA

Details:

Size: 78"x84"

Square Footage:
Parent Panel: 26 sq ft
Decorative Header: 11.58 sq ft

Parent Panel Font:
Highway Gothic

Colors:
Blue: PMS 548 U
Gold: PMS 581 C
Tan: PMS 7527 C

Sign Type:
VEH05

Sign Number: GC54	Location Photo	Map Section: 14.a Pg 1	Direction Sign Faces: North	Sign Elevation:	Overhead
Notes: Replaces existing GDOT sign.		Installation Conditions: <input type="checkbox"/> Soil <input type="checkbox"/> Brick <input type="checkbox"/> Reuse Foundation <input type="checkbox"/> Concrete <input type="checkbox"/> Surface Mount <input type="checkbox"/> Asphalt <input type="checkbox"/> Mount to Lamp Post Street Sign Location: Cross Street: Oglethorpe St. Gloucester St. Demolition Required: <input type="checkbox"/> Sign Removal <input type="checkbox"/> Sign & Pole Removal	84"	<input type="checkbox"/> Curb <input type="checkbox"/> Shoulder < 6' <input type="checkbox"/> Shoulder > 6'	



Atlanta Austin
 Chicago Dallas
 Denver Houston
 Phoenix San Antonio
 Orlando

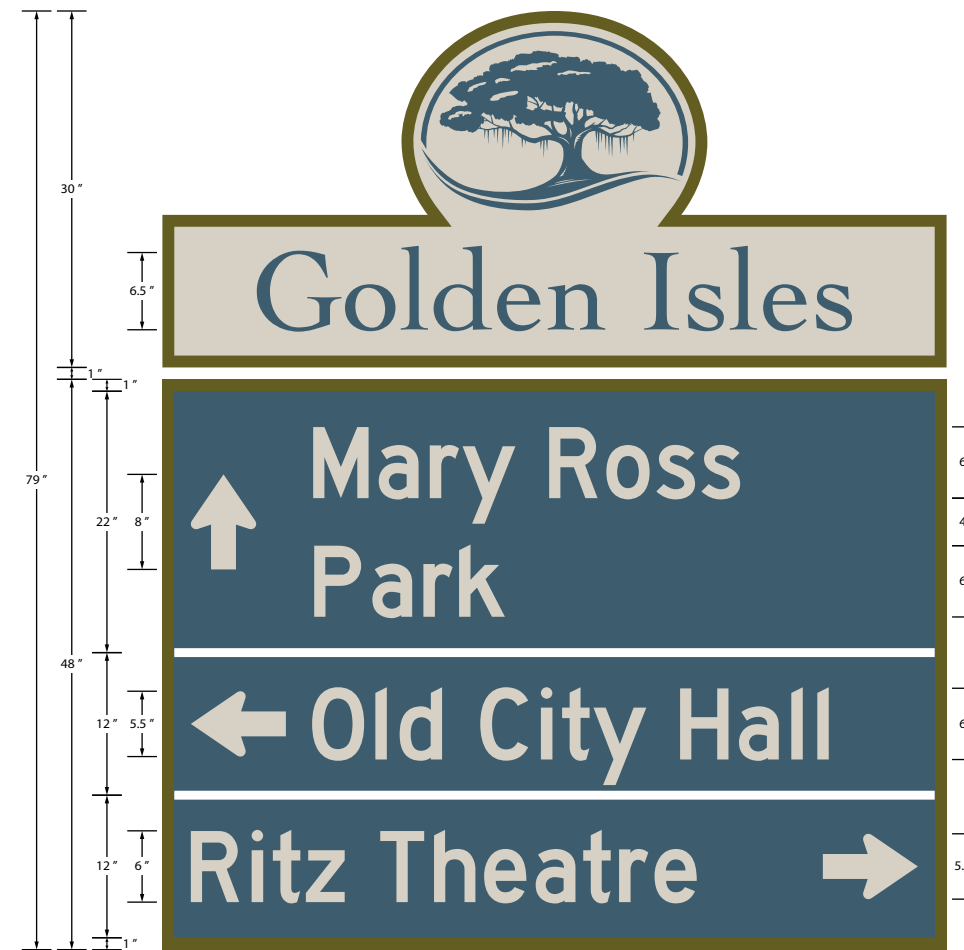
nsp.biz (888) 982-1234

These documents are intended to illustrate design intent and should only be used as a general guideline. No information contained herein should be constructed as an engineered element. The fabricator / installer shall be responsible for all structural, electrical and mechanical specifications. Information contained herein are part of an original and unpublished design by National Sign Plaza, Inc. Detailing and information contained on these pages shall not be reproduced, copied or utilized except for the specific project for which they were created, without the express written consent of National Sign Plazas, Inc.



Civic Wayfinding System
 Design and Planning Development

Phase 3



GOLDEN ISLES™ GEORGIA	
Details:	
Size: 66"x79"	
Square Footage:	
Parent Panel:	22 sq ft
Decorative Header:	8.47 sq ft
Parent Panel Font:	
Highway Gothic	
Colors:	
Blue:	PMS 548 U
Gold:	PMS 581 C
Tan:	PMS 7527 C
Sign Type:	
VEH03	

Sign Number: GC59	Location Photo	Map Section: 14.a Pg 2	Direction Sign Faces: East	Sign Elevation:	Overhead
Notes: Place sign in bush		Installation Conditions: <input type="checkbox"/> Soil <input type="checkbox"/> Brick <input type="checkbox"/> Reuse Foundation <input type="checkbox"/> Concrete <input type="checkbox"/> Surface Mount <input type="checkbox"/> Asphalt <input type="checkbox"/> Mount to Lamp Post Street Sign Location: Cross Street: Gloucester St. Newcastle St. Demolition Required: <input type="checkbox"/> Sign Removal <input type="checkbox"/> Sign & Pole Removal			



Atlanta
Chicago
Denver
Phoenix
Orlando

Austin
Dallas
Houston
San Antonio

nsp.biz (888) 982-1234

These documents are intended to illustrate design intent and should only be used as a general guideline. No information contained herein should be constructed as an engineered element. The fabricator / installer shall be responsible for all structural, electrical and mechanical specifications. Information contained herein are part of an original and unpublished design by National Sign Plaza, Inc. Detailing and information contained on these pages shall not be reproduced, copied or utilized except for the specific project for which they were created, without the express written consent of National Sign Plazas, Inc.



Civic Wayfinding System
Design and Planning Development

Phase 3



GOLDEN ISLES™
GEORGIA

Details:

Size: 66"x61"

Square Footage:
Parent Panel: 13.75 sq ft
Decorative Header: 8.47 sq ft

Parent Panel Font:
Highway Gothic

Colors:
Blue: PMS 548 U
Gold: PMS 581 C
Tan: PMS 7527 C

Sign Type:
VEH01

Sign Number: GC60	Location Photo	Map Section: 14.a Pg 2	Direction Sign Faces: West	Sign Elevation:	Overhead
Notes:		<p>Installation Conditions:</p> <p><input type="checkbox"/> Soil <input type="checkbox"/> Brick <input type="checkbox"/> Reuse Foundation <input type="checkbox"/> Concrete <input type="checkbox"/> Surface Mount <input type="checkbox"/> Asphalt <input type="checkbox"/> Mount to Lamp Post</p> <p>Street Sign Location: Cross Street: Gloucester St. Newcastle St.</p> <p>Demolition Required:</p> <p><input type="checkbox"/> Sign Removal <input type="checkbox"/> Sign & Pole Removal</p>			<p><input type="checkbox"/> Curb</p> <p><input type="checkbox"/> Shoulder < 6'</p> <p><input type="checkbox"/> Shoulder > 6'</p>



Atlanta
Chicago
Denver
Phoenix
Orlando

Austin
Dallas
Houston
San Antonio

nsp.biz (888) 982-1234

These documents are intended to illustrate design intent and should only be used as a general guideline. No information contained herein should be constructed as an engineered element. The fabricator / installer shall be responsible for all structural, electrical and mechanical specifications. Information contained herein are part of an original and unpublished design by National Sign Plaza, Inc. Detailing and information contained on these pages shall not be reproduced, copied or utilized except for the specific project for which they were created, without the express written consent of National Sign Plazas, Inc.



Civic Wayfinding System
Design and Planning Development

Phase 2



GOLDEN ISLES™
GEORGIA


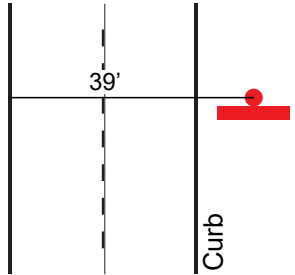
Details:

Size: 78"x84"
Square Footage:
Parent Panel: 26 sq ft
Decorative Header: 11.58 sq ft

Parent Panel Font:
Highway Gothic

Colors:
Blue: PMS 548 U
Gold: PMS 581 C
Tan: PMS 7527 C

Sign Type:
VEH05

Sign Number: GC62	Location Photo	Map Section: 16	Direction Sign Faces: West	Sign Elevation:	Overhead
Notes:		Installation Conditions: <input type="checkbox"/> Soil <input type="checkbox"/> Brick <input type="checkbox"/> Reuse Foundation <input type="checkbox"/> Concrete <input type="checkbox"/> Surface Mount <input type="checkbox"/> Asphalt <input type="checkbox"/> Mount to Lamp Post Street Sign Location: Cross Street: Hwy 17 Brampton Dr. Demolition Required: <input type="checkbox"/> Sign Removal <input type="checkbox"/> Sign & Pole Removal	84"	<input type="checkbox"/> Curb <input type="checkbox"/> Shoulder < 6' <input type="checkbox"/> Shoulder > 6'	



Atlanta
Chicago
Denver
Phoenix
Orlando

Austin
Dallas
Houston
San Antonio

nsp.biz (888) 982-1234

These documents are intended to illustrate design intent and should only be used as a general guideline. No information contained herein should be constructed as an engineered element. The fabricator / installer shall be responsible for all structural, electrical and mechanical specifications. Information contained herein are part of an original and unpublished design by National Sign Plaza, Inc. Detailing and information contained on these pages shall not be reproduced, copied or utilized except for the specific project for which they were created, without the express written consent of National Sign Plazas, Inc.



Civic Wayfinding System
Design and Planning Development

Phase 3



GOLDEN ISLES™
GEORGIA

Details:

Size: 78"x84"
Square Footage:
Parent Panel: 26 sq ft
Decorative Header: 11.58 sq ft

Parent Panel Font:
Highway Gothic

Colors:
Blue: PMS 548 U
Gold: PMS 581 C
Tan: PMS 7527 C

Sign Type:
VEH05

Sign Number: GC63	Location Photo	Map Section: 10	Direction Sign Faces: North	Sign Elevation:	Overhead
Notes: Replaces existing GDOT sign and Hospital sign		Installation Conditions: <input type="checkbox"/> Soil <input type="checkbox"/> Brick <input type="checkbox"/> Reuse Foundation <input type="checkbox"/> Concrete <input type="checkbox"/> Surface Mount <input type="checkbox"/> Asphalt <input type="checkbox"/> Mount to Lamp Post Street Sign Location: Cross Street: Hwy 17 Parkwood Dr. Demolition Required: <input type="checkbox"/> Sign Removal <input type="checkbox"/> Sign & Pole Removal	84"	<input type="checkbox"/> Curb <input type="checkbox"/> Shoulder < 6' <input type="checkbox"/> Shoulder > 6'	



Atlanta
Chicago
Denver
Phoenix
Orlando

Austin
Dallas
Houston
San Antonio

nsp.biz (888) 982-1234

These documents are intended to illustrate design intent and should only be used as a general guideline. No information contained herein should be constructed as an engineered element. The fabricator / installer shall be responsible for all structural, electrical and mechanical specifications. Information contained herein are part of an original and unpublished design by National Sign Plaza, Inc. Detailing and information contained on these pages shall not be reproduced, copied or utilized except for the specific project for which they were created, without the express written consent of National Sign Plazas, Inc.



Civic Wayfinding System
Design and Planning Development

Phase 1



GOLDEN ISLES™
GEORGIA

Details:

Size: 78"x96"

Square Footage:
Parent Panel: 32.5 sq ft
Decorative Header: 11.58 sq ft

Parent Panel Font:
Highway Gothic

Colors:
Blue: PMS 548 U
Gold: PMS 581 C
Tan: PMS 7527 C

Sign Type:
VEH06

Sign Number: GC64	Location Photo	Map Section: 9	Direction Sign Faces: South	Sign Elevation:	Overhead
Notes:		Installation Conditions: <input type="checkbox"/> Soil <input type="checkbox"/> Brick <input type="checkbox"/> Reuse Foundation <input type="checkbox"/> Concrete <input type="checkbox"/> Surface Mount <input type="checkbox"/> Asphalt <input type="checkbox"/> Mount to Lamp Post Street Sign Location: Cross Street: Hwy 17 Old Tram Rd. Demolition Required: <input type="checkbox"/> Sign Removal <input type="checkbox"/> Sign & Pole Removal		<input type="checkbox"/> Curb <input type="checkbox"/> Shoulder < 6' <input type="checkbox"/> Shoulder > 6' 	



Atlanta
Chicago
Denver
Phoenix
Orlando

Austin
Dallas
Houston
San Antonio

nsp.biz (888) 982-1234

These documents are intended to illustrate design intent and should only be used as a general guideline. No information contained herein should be constructed as an engineered element. The fabricator / installer shall be responsible for all structural, electrical and mechanical specifications. Information contained herein are part of an original and unpublished design by National Sign Plaza, Inc. Detailing and information contained on these pages shall not be reproduced, copied or utilized except for the specific project for which they were created, without the express written consent of National Sign Plazas, Inc.



Civic Wayfinding System
Design and Planning Development

Phase 3



GOLDEN ISLES™
GEORGIA

Details:

Size: 78"x84"
 Square Footage:
 Parent Panel: 26 sq ft
 Decorative Header: 11.58 sq ft

Parent Panel Font:
 Highway Gothic

Colors:
 Blue: PMS 548 U
 Gold: PMS 581 C
 Tan: PMS 7527 C

Sign Type:
 VEH05

Sign Number: GC65	Location Photo	Map Section: 10	Direction Sign Faces: South	Sign Elevation:	Overhead
Notes: Replaces existing GDOT sign.		Installation Conditions: <input type="checkbox"/> Soil <input type="checkbox"/> Brick <input type="checkbox"/> Reuse Foundation <input type="checkbox"/> Concrete <input type="checkbox"/> Surface Mount <input type="checkbox"/> Asphalt <input type="checkbox"/> Mount to Lamp Post Street Sign Location: Cross Street: Hwy 17 Golden Isles Pkwy Demolition Required: <input type="checkbox"/> Sign Removal <input type="checkbox"/> Sign & Pole Removal			



Atlanta
 Chicago
 Denver
 Phoenix
 Orlando

nsp.biz

Austin
 Dallas
 Houston
 San Antonio

(888) 982-1234

These documents are intended to illustrate design intent and should only be used as a general guideline. No information contained herein should be constructed as an engineered element. The fabricator / installer shall be responsible for all structural, electrical and mechanical specifications. Information contained herein are part of an original and unpublished design by National Sign Plaza, Inc. Detailing and information contained on these pages shall not be reproduced, copied or utilized except for the specific project for which they were created, without the express written consent of National Sign Plazas, Inc.



Civic Wayfinding System
 Design and Planning Development

Phase 3



GOLDEN ISLES™ GEORGIA
Details:
Size: 66"x79"
Square Footage: Parent Panel: 22 sq ft Decorative Header: 8.47 sq ft
Parent Panel Font: Highway Gothic
Colors: Blue: PMS 548 U Gold: PMS 581 C Tan: PMS 7527 C
Sign Type: VEH03

Sign Number: GC66	Location Photo	Map Section: 14	Direction Sign Faces: North	Sign Elevation:	Overhead
Notes: Preferred location for sign.		Installation Conditions: <input type="checkbox"/> Soil <input type="checkbox"/> Brick <input type="checkbox"/> Reuse Foundation <input type="checkbox"/> Concrete <input type="checkbox"/> Surface Mount <input type="checkbox"/> Asphalt <input type="checkbox"/> Mount to Lamp Post Street Sign Location: Cross Street: Newcastle St. I St. Demolition Required: <input type="checkbox"/> Sign Removal <input type="checkbox"/> Sign & Pole Removal	84"	<input type="checkbox"/> Curb <input type="checkbox"/> Shoulder < 6' <input type="checkbox"/> Shoulder > 6'	



Atlanta
Chicago
Denver
Phoenix
Orlando

nsp.biz

Austin
Dallas
Houston
San Antonio

(888) 982-1234

These documents are intended to illustrate design intent and should only be used as a general guideline. No information contained herein should be constructed as an engineered element. The fabricator / installer shall be responsible for all structural, electrical and mechanical specifications. Information contained herein are part of an original and unpublished design by National Sign Plaza, Inc. Detailing and information contained on these pages shall not be reproduced, copied or utilized except for the specific project for which they were created, without the express written consent of National Sign Plazas, Inc.



Civic Wayfinding System
Design and Planning Development

Phase 3



GOLDEN ISLES™
GEORGIA

Details:

Size: 78"x84"

Square Footage:


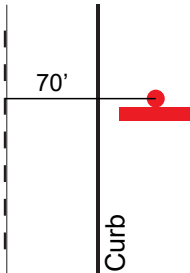
Parent Panel: 26 sq ft
Decorative Header: 11.58 sq ft

Parent Panel Font: Highway Gothic

Colors:

Blue: PMS 548 U
Gold: PMS 581 C
Tan: PMS 7527 C

Sign Type: VEH05

Sign Number: GC66a	Location Photo	Map Section: 14	Direction Sign Faces: North	Sign Elevation:	Overhead
Notes: Optional location for sign GC66.		Installation Conditions: <input type="checkbox"/> Soil <input type="checkbox"/> Brick <input type="checkbox"/> Reuse Foundation <input type="checkbox"/> Concrete <input type="checkbox"/> Surface Mount <input type="checkbox"/> Asphalt <input type="checkbox"/> Mount to Lamp Post Street Sign Location: Cross Street: Newcastle St. I St. Demolition Required: <input type="checkbox"/> Sign Removal <input type="checkbox"/> Sign & Pole Removal	84"	<input type="checkbox"/> Curb <input type="checkbox"/> Shoulder < 6' <input type="checkbox"/> Shoulder > 6'	



Atlanta
Chicago
Denver
Phoenix
Orlando

Austin
Dallas
Houston
San Antonio

nsp.biz (888) 982-1234

These documents are intended to illustrate design intent and should only be used as a general guideline. No information contained herein should be constructed as an engineered element. The fabricator / installer shall be responsible for all structural, electrical and mechanical specifications. Information contained herein are part of an original and unpublished design by National Sign Plaza, Inc. Detailing and information contained on these pages shall not be reproduced, copied or utilized except for the specific project for which they were created, without the express written consent of National Sign Plazas, Inc.



Civic Wayfinding System
Design and Planning Development

Phase 4



GOLDEN ISLES
GEORGIA

Details:


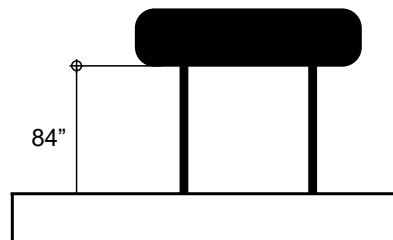
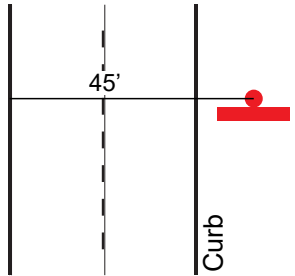
Size: 78"x78"

Square Footage:
Parent Panel: 22.75 sq ft
Decorative Header: 11.58 sq ft

Parent Panel Font:
Highway Gothic

Colors:
Blue: PMS 548 U
Gold: PMS 581 C
Tan: PMS 7527 C

Sign Type:
VEH04

Sign Number: SS02	Location Photo	Map Section: 11	Direction Sign Faces: West	Sign Elevation:	Overhead
Notes:		Installation Conditions: <input type="checkbox"/> Soil <input type="checkbox"/> Brick <input type="checkbox"/> Reuse Foundation <input type="checkbox"/> Concrete <input type="checkbox"/> Surface Mount <input type="checkbox"/> Asphalt <input type="checkbox"/> Mount to Lamp Post Street Sign Location: Cross Street: F J Torras Causeway Fancy Bluff Creek Demolition Required: <input type="checkbox"/> Sign Removal <input type="checkbox"/> Sign & Pole Removal	84" 	<input type="checkbox"/> Curb <input type="checkbox"/> Shoulder < 6' <input type="checkbox"/> Shoulder > 6' 	



Atlanta Austin
Chicago Dallas
Denver Houston
Phoenix San Antonio
Orlando

nsp.biz (888) 982-1234

These documents are intended to illustrate design intent and should only be used as a general guideline. No information contained herein should be constructed as an engineered element. The fabricator / installer shall be responsible for all structural, electrical and mechanical specifications. Information contained herein are part of an original and unpublished design by National Sign Plaza, Inc. Detailing and information contained on these pages shall not be reproduced, copied or utilized except for the specific project for which they were created, without the express written consent of National Sign Plazas, Inc.



Civic Wayfinding System
Design and Planning Development

Phase 4



GOLDEN ISLES™
GEORGIA

Details:

- Size:** 78"x78"
- Square Footage:**
 - Parent Panel: 22.75 sq ft
 - Decorative Header: 11.58 sq ft
- Parent Panel Font:** Highway Gothic
- Colors:**
 - Blue: PMS 548 U
 - Gold: PMS 581 C
 - Tan: PMS 7527 C
- Sign Type:** VEH04

Sign Number: SS03	Location Photo	Map Section: 12	Direction Sign Faces: West	Sign Elevation:	Overhead
Notes:		Installation Conditions: <input type="checkbox"/> Soil <input type="checkbox"/> Brick <input type="checkbox"/> Reuse Foundation <input type="checkbox"/> Concrete <input type="checkbox"/> Surface Mount <input type="checkbox"/> Asphalt <input type="checkbox"/> Mount to Lamp Post Street Sign Location: Cross Street: F J Torras Causeway Marina Dr. Demolition Required: <input type="checkbox"/> Sign Removal <input type="checkbox"/> Sign & Pole Removal	84"	<input type="checkbox"/> Curb <input type="checkbox"/> Shoulder < 6' <input type="checkbox"/> Shoulder > 6' 	



- Atlanta
- Austin
- Chicago
- Dallas
- Denver
- Houston
- Phoenix
- San Antonio
- Orlando

nsp.biz (888) 982-1234

These documents are intended to illustrate design intent and should only be used as a general guideline. No information contained herein should be constructed as an engineered element. The fabricator / installer shall be responsible for all structural, electrical and mechanical specifications. Information contained herein are part of an original and unpublished design by National Sign Plaza, Inc. Detailing and information contained on these pages shall not be reproduced, copied or utilized except for the specific project for which they were created, without the express written consent of National Sign Plazas, Inc.



Civic Wayfinding System
Design and Planning Development

Phase 4



GOLDEN ISLES™
GEORGIA

Details:

Size: 78"x78"
Square Footage:
Parent Panel: 22.75 sq ft
Decorative Header: 11.58 sq ft

Parent Panel Font:
Highway Gothic

Colors:
Blue: PMS 548 U
Gold: PMS 581 C
Tan: PMS 7527 C

Sign Type:
VEH04

Sign Number: SS05	Location Photo	Map Section: 12	Direction Sign Faces: North	Sign Elevation:	Overhead
Notes: Sign located on OPPOSITE side of the street from reference sign.		Installation Conditions: <input type="checkbox"/> Soil <input type="checkbox"/> Brick <input type="checkbox"/> Reuse Foundation <input type="checkbox"/> Concrete <input type="checkbox"/> Surface Mount <input type="checkbox"/> Asphalt <input type="checkbox"/> Mount to Lamp Post Street Sign Location: Cross Street: Kings Way Sea Island Rd. Demolition Required: <input type="checkbox"/> Sign Removal <input type="checkbox"/> Sign & Pole Removal		<input type="checkbox"/> Curb <input type="checkbox"/> Shoulder < 6' <input type="checkbox"/> Shoulder > 6'	



Atlanta
Chicago
Denver
Phoenix
Orlando

Austin
Dallas
Houston
San Antonio

nsp.biz (888) 982-1234

These documents are intended to illustrate design intent and should only be used as a general guideline. No information contained herein should be constructed as an engineered element. The fabricator / installer shall be responsible for all structural, electrical and mechanical specifications. Information contained herein are part of an original and unpublished design by National Sign Plaza, Inc. Detailing and information contained on these pages shall not be reproduced, copied or utilized except for the specific project for which they were created, without the express written consent of National Sign Plazas, Inc.



Civic Wayfinding System
Design and Planning Development

Phase 4



GOLDEN ISLES™ GEORGIA

Details:

- Size:** 78" x 78"
- Square Footage:**
 - Parent Panel: 22.75 sq ft
 - Decorative Header: 11.58 sq ft
- Parent Panel Font:** Highway Gothic
- Colors:**
 - Blue: PMS 548 U
 - Gold: PMS 581 C
 - Tan: PMS 7527 C
- Sign Type:** VEH04

Sign Number: SS07	Location Photo	Map Section: 15 Pg 1	Direction Sign Faces: North	Sign Elevation:	Overhead
Notes:		<p>Installation Conditions:</p> <ul style="list-style-type: none"> <input type="checkbox"/> Soil <input type="checkbox"/> Concrete <input type="checkbox"/> Mount to Lamp Post <input type="checkbox"/> Brick <input type="checkbox"/> Surface Mount <input type="checkbox"/> Reuse Foundation <input type="checkbox"/> Asphalt <p>Street Sign Location: Kings Way Cross Street: Retreat Ave.</p> <p>Demolition Required:</p> <ul style="list-style-type: none"> <input type="checkbox"/> Sign Removal <input type="checkbox"/> Sign & Pole Removal 	<p>84"</p>	<ul style="list-style-type: none"> <input type="checkbox"/> Curb <input type="checkbox"/> Shoulder < 6' <input type="checkbox"/> Shoulder > 6' 	



- Atlanta
- Chicago
- Denver
- Phoenix
- Orlando
- Austin
- Dallas
- Houston
- San Antonio

nsp.biz

(888) 982-1234

These documents are intended to illustrate design intent and should only be used as a general guideline. No information contained herein should be constructed as an engineered element. The fabricator / installer shall be responsible for all structural, electrical and mechanical specifications. Information contained herein are part of an original and unpublished design by National Sign Plaza, Inc. Detailing and information contained on these pages shall not be reproduced, copied or utilized except for the specific project for which they were created, without the express written consent of National Sign Plazas, Inc.



Civic Wayfinding System
Design and Planning Development

Phase 4



GOLDEN ISLES™
GEORGIA


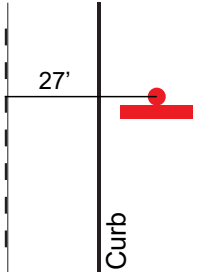
Details:

Size: 78"x78"
Square Footage:
Parent Panel: 22.75 sq ft
Decorative Header: 11.58 sq ft

Parent Panel Font: Highway Gothic

Colors:
Blue: PMS 548 U
Gold: PMS 581 C
Tan: PMS 7527 C

Sign Type: VEH04

Sign Number: SS08	Location Photo	Map Section: 15 Pg 1	Direction Sign Faces: South	Sign Elevation:	Overhead
Notes:		Installation Conditions: <input type="checkbox"/> Soil <input type="checkbox"/> Brick <input type="checkbox"/> Reuse Foundation <input type="checkbox"/> Concrete <input type="checkbox"/> Surface Mount <input type="checkbox"/> Asphalt <input type="checkbox"/> Mount to Lamp Post Street Sign Location: Cross Street: Kings Way Frederica Rd. Demolition Required: <input type="checkbox"/> Sign Removal <input type="checkbox"/> Sign & Pole Removal	84"	<input type="checkbox"/> Curb <input type="checkbox"/> Shoulder < 6' <input type="checkbox"/> Shoulder > 6'	



Atlanta
Chicago
Denver
Phoenix
Orlando

nsp.biz

Austin
Dallas
Houston
San Antonio

(888) 982-1234

These documents are intended to illustrate design intent and should only be used as a general guideline. No information contained herein should be constructed as an engineered element. The fabricator / installer shall be responsible for all structural, electrical and mechanical specifications. Information contained herein are part of an original and unpublished design by National Sign Plaza, Inc. Detailing and information contained on these pages shall not be reproduced, copied or utilized except for the specific project for which they were created, without the express written consent of National Sign Plazas, Inc.



Civic Wayfinding System
Design and Planning Development

Phase 4



GOLDEN ISLES™
GEORGIA

Details:

Size: 78"x78"

Square Footage:
Parent Panel: 22.75 sq ft
Decorative Header: 11.58 sq ft

Parent Panel Font:
Highway Gothic

Colors:
Blue: PMS 548 U
Gold: PMS 581 C
Tan: PMS 7527 C

Sign Type:
VEH04

Sign Number: SS10	Location Photo	Map Section: 15 Pg 1	Direction Sign Faces: South	Sign Elevation:	Overhead
Notes:		Installation Conditions: <input type="checkbox"/> Soil <input type="checkbox"/> Brick <input type="checkbox"/> Reuse Foundation <input type="checkbox"/> Concrete <input type="checkbox"/> Surface Mount <input type="checkbox"/> Asphalt <input type="checkbox"/> Mount to Lamp Post Street Sign Location: Cross Street: Demere Rd. Frederica Rd. Demolition Required: <input type="checkbox"/> Sign Removal <input type="checkbox"/> Sign & Pole Removal			<input type="checkbox"/> Curb <input type="checkbox"/> Shoulder < 6' <input type="checkbox"/> Shoulder > 6'



Atlanta
Chicago
Denver
Phoenix
Orlando

Austin
Dallas
Houston
San Antonio

nsp.biz (888) 982-1234

These documents are intended to illustrate design intent and should only be used as a general guideline. No information contained herein should be constructed as an engineered element. The fabricator / installer shall be responsible for all structural, electrical and mechanical specifications. Information contained herein are part of an original and unpublished design by National Sign Plaza, Inc. Detailing and information contained on these pages shall not be reproduced, copied or utilized except for the specific project for which they were created, without the express written consent of National Sign Plazas, Inc.



Civic Wayfinding System
Design and Planning Development

Phase 4



GOLDEN ISLES™
GEORGIA

Details:


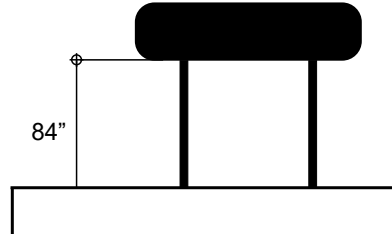
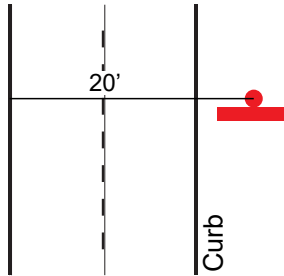
Size: 78"x78"

Square Footage:
Parent Panel: 22.75 sq ft
Decorative Header: 11.58 sq ft

Parent Panel Font:
Highway Gothic

Colors:
Blue: PMS 548 U
Gold: PMS 581 C
Tan: PMS 7527 C

Sign Type:
VEH04

Sign Number: SS11	Location Photo	Map Section: 15 Pg 1	Direction Sign Faces: West	Sign Elevation:	Overhead
Notes:		<p>Installation Conditions:</p> <ul style="list-style-type: none"> <input type="checkbox"/> Soil <input type="checkbox"/> Concrete <input type="checkbox"/> Mount to Lamp Post <input type="checkbox"/> Brick <input type="checkbox"/> Surface Mount <input type="checkbox"/> Reuse Foundation <input type="checkbox"/> Asphalt <p>Street Sign Location: Demere Rd. Cross Street: Frederica Rd.</p> <p>Demolition Required:</p> <ul style="list-style-type: none"> <input type="checkbox"/> Sign Removal <input type="checkbox"/> Sign & Pole Removal 	<p>84"</p> 	<ul style="list-style-type: none"> <input type="checkbox"/> Curb <input type="checkbox"/> Shoulder < 6' <input type="checkbox"/> Shoulder > 6' 	



Atlanta
Chicago
Denver
Phoenix
Orlando

Austin
Dallas
Houston
San Antonio

nsp.biz (888) 982-1234

These documents are intended to illustrate design intent and should only be used as a general guideline. No information contained herein should be constructed as an engineered element. The fabricator / installer shall be responsible for all structural, electrical and mechanical specifications. Information contained herein are part of an original and unpublished design by National Sign Plaza, Inc. Detailing and information contained on these pages shall not be reproduced, copied or utilized except for the specific project for which they were created, without the express written consent of National Sign Plazas, Inc.



Civic Wayfinding System
Design and Planning Development

Phase 4



GOLDEN ISLES™
GEORGIA

Details:

Size: 78"x78"

Square Footage:
Parent Panel: 22.75 sq ft
Decorative Header: 11.58 sq ft

Parent Panel Font:
Highway Gothic

Colors:
Blue: PMS 548 U
Gold: PMS 581 C
Tan: PMS 7527 C

Sign Type:
VEH04

Sign Number: SS12	Location Photo	Map Section: 12	Direction Sign Faces: South	Sign Elevation:	Overhead
Notes:		Installation Conditions: <input type="checkbox"/> Soil <input type="checkbox"/> Brick <input type="checkbox"/> Reuse Foundation <input type="checkbox"/> Concrete <input type="checkbox"/> Surface Mount <input type="checkbox"/> Asphalt <input type="checkbox"/> Mount to Lamp Post Street Sign Location: Cross Street: Sea Island Rd. Demere Rd. Demolition Required: <input type="checkbox"/> Sign Removal <input type="checkbox"/> Sign & Pole Removal		<input type="checkbox"/> Curb <input type="checkbox"/> Shoulder < 6' <input type="checkbox"/> Shoulder > 6'	



Atlanta
Chicago
Denver
Phoenix
Orlando

Austin
Dallas
Houston
San Antonio

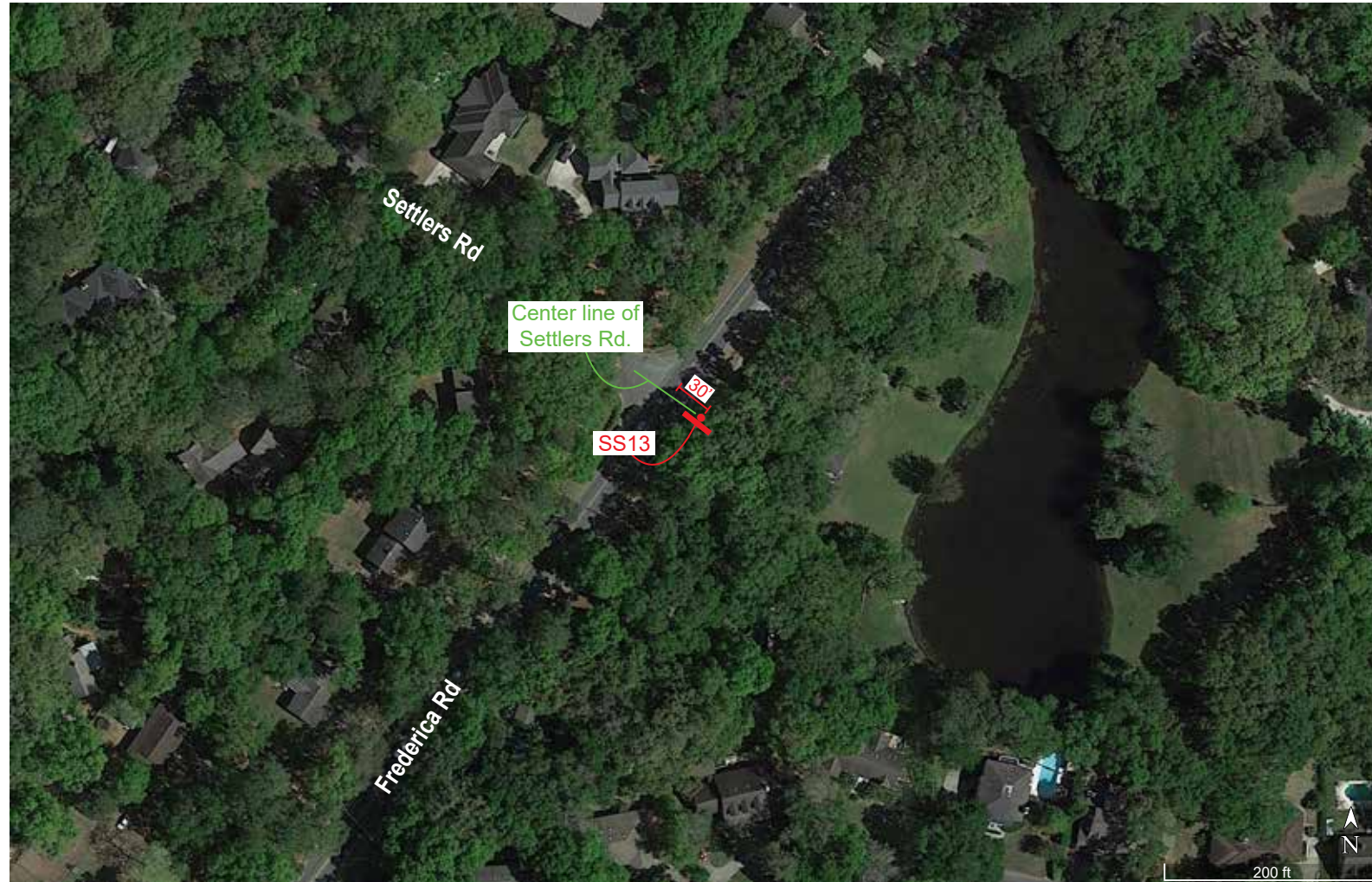
nsp.biz (888) 982-1234

These documents are intended to illustrate design intent and should only be used as a general guideline. No information contained herein should be constructed as an engineered element. The fabricator / installer shall be responsible for all structural, electrical and mechanical specifications. Information contained herein are part of an original and unpublished design by National Sign Plaza, Inc. Detailing and information contained on these pages shall not be reproduced, copied or utilized except for the specific project for which they were created, without the express written consent of National Sign Plazas, Inc.



Civic Wayfinding System
Design and Planning Development

Phase 4



GOLDEN ISLES™
GEORGIA

Details:

Size: 78"x78"
Square Footage:
Parent Panel: 22.75 sq ft
Decorative Header: 11.58 sq ft

Parent Panel Font:
Highway Gothic

Colors:
Blue: PMS 548 U
Gold: PMS 581 C
Tan: PMS 7527 C

Sign Type:
VEH04

Sign Number: SS13	Location Photo	Map Section: 12	Direction Sign Faces: South	Sign Elevation:	Overhead
Notes: Sign is opposite center line of Settlers Rd.		Installation Conditions: <input type="checkbox"/> Soil <input type="checkbox"/> Brick <input type="checkbox"/> Reuse Foundation <input type="checkbox"/> Concrete <input type="checkbox"/> Surface Mount <input type="checkbox"/> Asphalt <input type="checkbox"/> Mount to Lamp Post Street Sign Location: Cross Street: Frederica Rd. Settlers Rd. Demolition Required: <input type="checkbox"/> Sign Removal <input type="checkbox"/> Sign & Pole Removal	84"	<input type="checkbox"/> Curb <input type="checkbox"/> Shoulder < 6' <input type="checkbox"/> Shoulder > 6'	



Atlanta
Chicago
Denver
Phoenix
Orlando

Austin
Dallas
Houston
San Antonio

nsp.biz (888) 982-1234

These documents are intended to illustrate design intent and should only be used as a general guideline. No information contained herein should be constructed as an engineered element. The fabricator / installer shall be responsible for all structural, electrical and mechanical specifications. Information contained herein are part of an original and unpublished design by National Sign Plaza, Inc. Detailing and information contained on these pages shall not be reproduced, copied or utilized except for the specific project for which they were created, without the express written consent of National Sign Plazas, Inc.



Civic Wayfinding System
Design and Planning Development

Phase 4



GOLDEN ISLES™
GEORGIA

Details:

Size: 78"x78"

Square Footage:
Parent Panel: 22.75 sq ft
Decorative Header: 11.58 sq ft

Parent Panel Font:
Highway Gothic

Colors:
Blue: PMS 548 U
Gold: PMS 581 C
Tan: PMS 7527 C

Sign Type:
VEH04

Sign Number: SS14	Location Photo	Map Section: 12	Direction Sign Faces: South	Sign Elevation:	Overhead
Notes:		<p>Installation Conditions:</p> <ul style="list-style-type: none"> <input type="checkbox"/> Soil <input type="checkbox"/> Concrete <input type="checkbox"/> Mount to Lamp Post <input type="checkbox"/> Brick <input type="checkbox"/> Surface Mount <input type="checkbox"/> Reuse Foundation <input type="checkbox"/> Asphalt <p>Street Sign Location: Frederica Rd. Cross Street: Sea Island Rd.</p> <p>Demolition Required:</p> <ul style="list-style-type: none"> <input type="checkbox"/> Sign Removal <input type="checkbox"/> Sign & Pole Removal 		<ul style="list-style-type: none"> <input type="checkbox"/> Curb <input type="checkbox"/> Shoulder < 6' <input type="checkbox"/> Shoulder > 6' 	



Atlanta
Chicago
Denver
Phoenix
Orlando

Austin
Dallas
Houston
San Antonio

nsp.biz (888) 982-1234

These documents are intended to illustrate design intent and should only be used as a general guideline. No information contained herein should be constructed as an engineered element. The fabricator / installer shall be responsible for all structural, electrical and mechanical specifications. Information contained herein are part of an original and unpublished design by National Sign Plaza, Inc. Detailing and information contained on these pages shall not be reproduced, copied or utilized except for the specific project for which they were created, without the express written consent of National Sign Plazas, Inc.



Civic Wayfinding System
Design and Planning Development

Phase 4



GOLDEN ISLES™
GEORGIA

Details:

Size: 78"x78"
Square Footage:
Parent Panel: 22.75 sq ft
Decorative Header: 11.58 sq ft

Parent Panel Font: Highway Gothic

Colors:
Blue: PMS 548 U
Gold: PMS 581 C
Tan: PMS 7527 C

Sign Type: VEH04

Sign Number: SS15	Location Photo	Map Section: 12	Direction Sign Faces: West	Sign Elevation:	Overhead
Notes:		Installation Conditions: <input type="checkbox"/> Soil <input type="checkbox"/> Brick <input type="checkbox"/> Reuse Foundation <input type="checkbox"/> Concrete <input type="checkbox"/> Surface Mount <input type="checkbox"/> Asphalt <input type="checkbox"/> Mount to Lamp Post Street Sign Location: Cross Street: Sea Island Rd. Frederica Rd. Demolition Required: <input type="checkbox"/> Sign Removal <input type="checkbox"/> Sign & Pole Removal	84"	<input type="checkbox"/> Curb <input type="checkbox"/> Shoulder < 6' <input type="checkbox"/> Shoulder > 6'	



Atlanta
Chicago
Denver
Phoenix
Orlando

Austin
Dallas
Houston
San Antonio

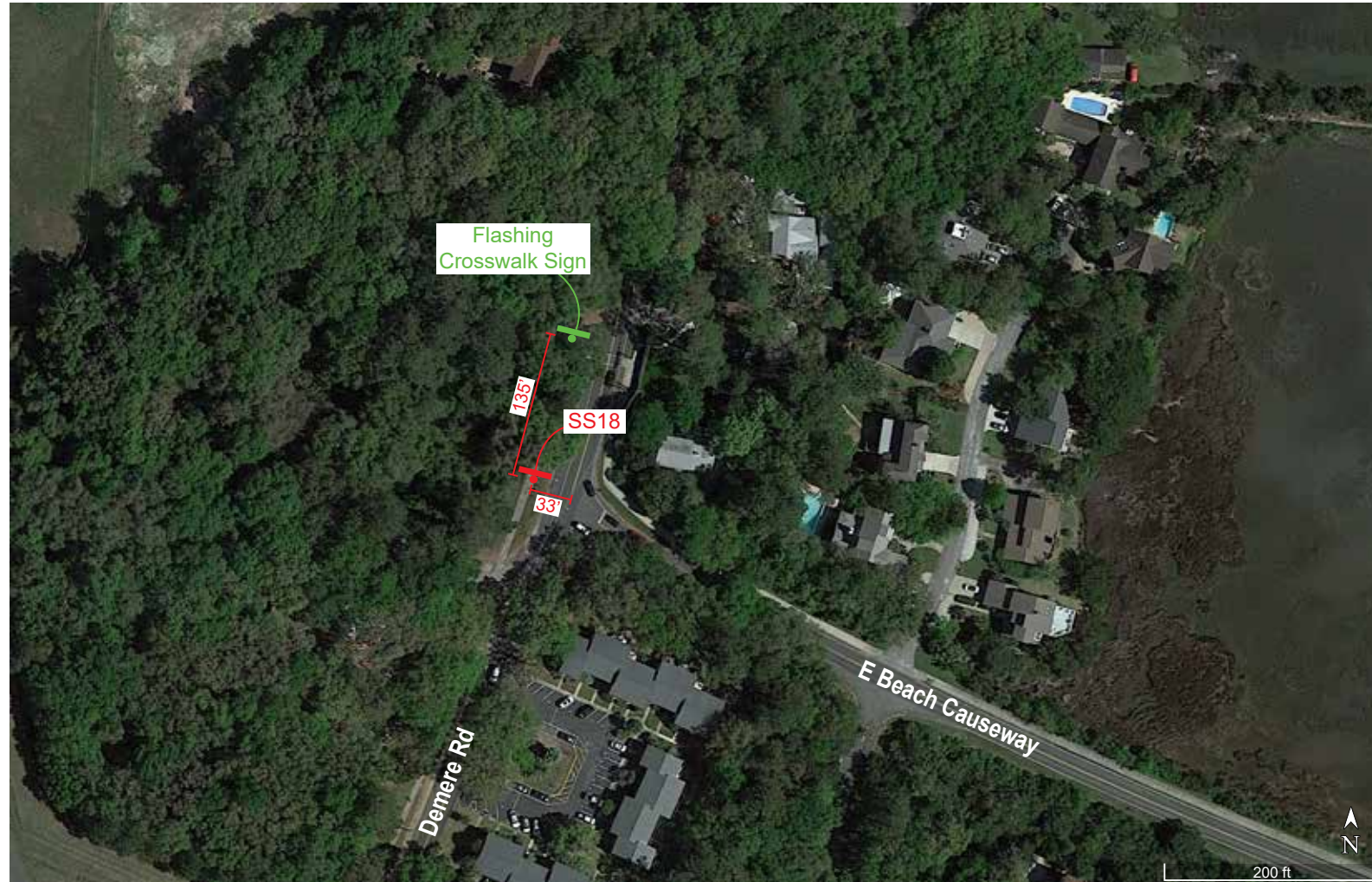
nsp.biz (888) 982-1234

These documents are intended to illustrate design intent and should only be used as a general guideline. No information contained herein should be constructed as an engineered element. The fabricator / installer shall be responsible for all structural, electrical and mechanical specifications. Information contained herein are part of an original and unpublished design by National Sign Plaza, Inc. Detailing and information contained on these pages shall not be reproduced, copied or utilized except for the specific project for which they were created, without the express written consent of National Sign Plazas, Inc.



Civic Wayfinding System
Design and Planning Development

Phase 4



GOLDEN ISLES™
GEORGIA

Details:

Size: 78"x84"

Square Footage:

Parent Panel: 26 sq ft
Decorative Header: 11.58 sq ft

Parent Panel Font:

Highway Gothic

Colors:

Blue: PMS 548 U
Gold: PMS 581 C
Tan: PMS 7527 C

Sign Type:

VEH05

Sign Number: SS18	Location Photo	Map Section: 15 Pg 2	Direction Sign Faces: North	Sign Elevation:	Overhead
Notes:		<p>Installation Conditions:</p> <ul style="list-style-type: none"> <input type="checkbox"/> Soil <input type="checkbox"/> Concrete <input type="checkbox"/> Mount to Lamp Post <input type="checkbox"/> Brick <input type="checkbox"/> Surface Mount <input type="checkbox"/> Reuse Foundation <input type="checkbox"/> Asphalt <p>Street Sign Location: Demere Rd. Cross Street: E Beach Causeway</p> <p>Demolition Required:</p> <ul style="list-style-type: none"> <input type="checkbox"/> Sign Removal <input type="checkbox"/> Sign & Pole Removal 		<ul style="list-style-type: none"> <input type="checkbox"/> Curb <input type="checkbox"/> Shoulder < 6' <input type="checkbox"/> Shoulder > 6' 	



Atlanta
Chicago
Denver
Phoenix
Orlando

Austin
Dallas
Houston
San Antonio

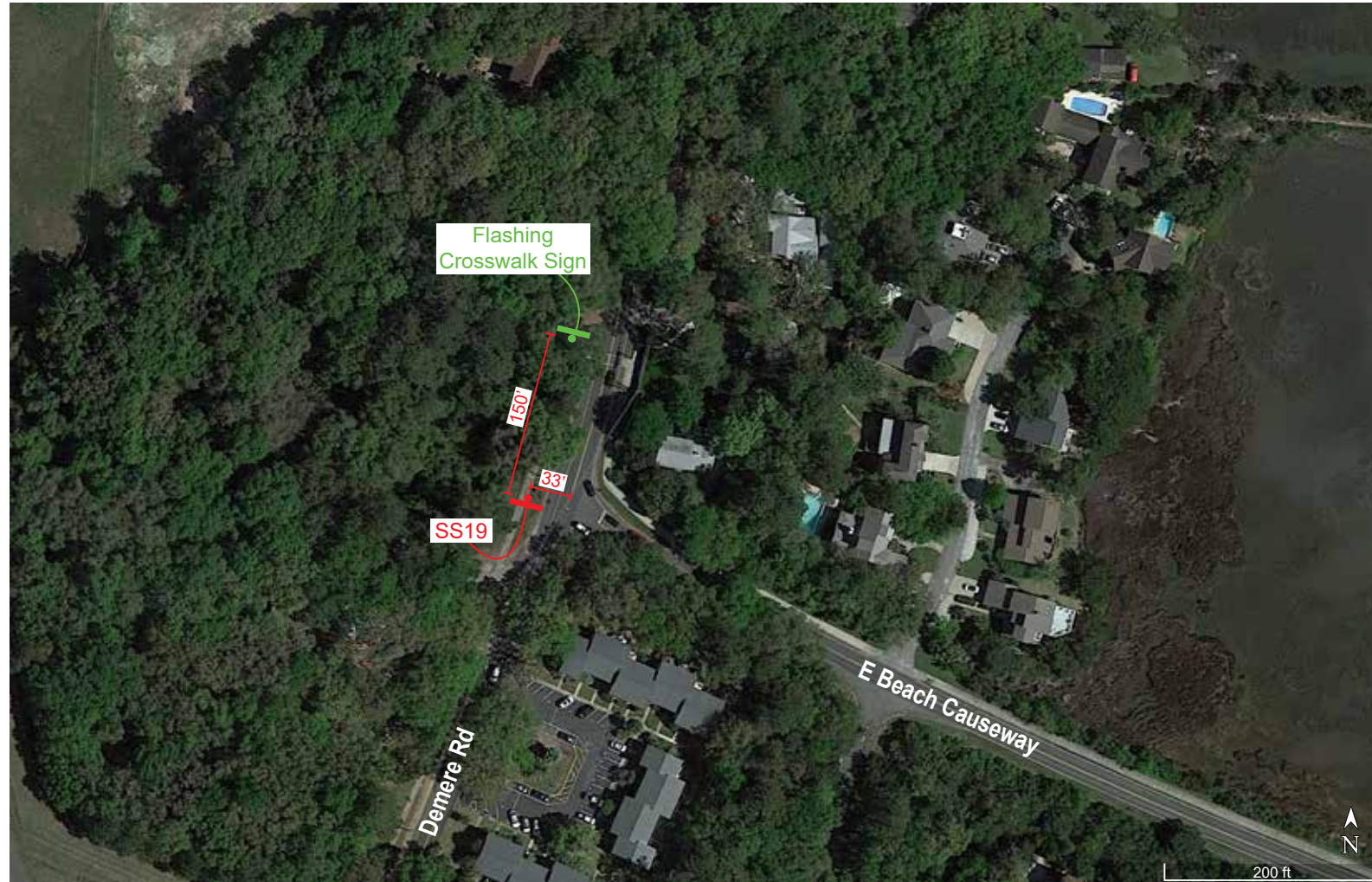
nsp.biz (888) 982-1234

These documents are intended to illustrate design intent and should only be used as a general guideline. No information contained herein should be constructed as an engineered element. The fabricator / installer shall be responsible for all structural, electrical and mechanical specifications. Information contained herein are part of an original and unpublished design by National Sign Plaza, Inc. Detailing and information contained on these pages shall not be reproduced, copied or utilized except for the specific project for which they were created, without the express written consent of National Sign Plazas, Inc.



Civic Wayfinding System
Design and Planning Development

Phase 4



GOLDEN ISLES™
GEORGIA

Details:

Size: 78"x84"
Square Footage:
Parent Panel: 26 sq ft
Decorative Header: 11.58 sq ft

Parent Panel Font:
Highway Gothic

Colors:
Blue: PMS 548 U
Gold: PMS 581 C
Tan: PMS 7527 C

Sign Type:
VEH05

Sign Number: SS19	Location Photo	Map Section: 15 Pg 2	Direction Sign Faces: South	Sign Elevation:	Overhead
Notes:		Installation Conditions: <input type="checkbox"/> Soil <input type="checkbox"/> Brick <input type="checkbox"/> Reuse Foundation <input type="checkbox"/> Concrete <input type="checkbox"/> Surface Mount <input type="checkbox"/> Asphalt <input type="checkbox"/> Mount to Lamp Post Street Sign Location: Cross Street: Demere Rd. E Beach Causeway Demolition Required: <input type="checkbox"/> Sign Removal <input type="checkbox"/> Sign & Pole Removal		<input type="checkbox"/> Curb <input type="checkbox"/> Shoulder < 6' <input type="checkbox"/> Shoulder > 6'	



Atlanta
Chicago
Denver
Phoenix
Orlando

Austin
Dallas
Houston
San Antonio

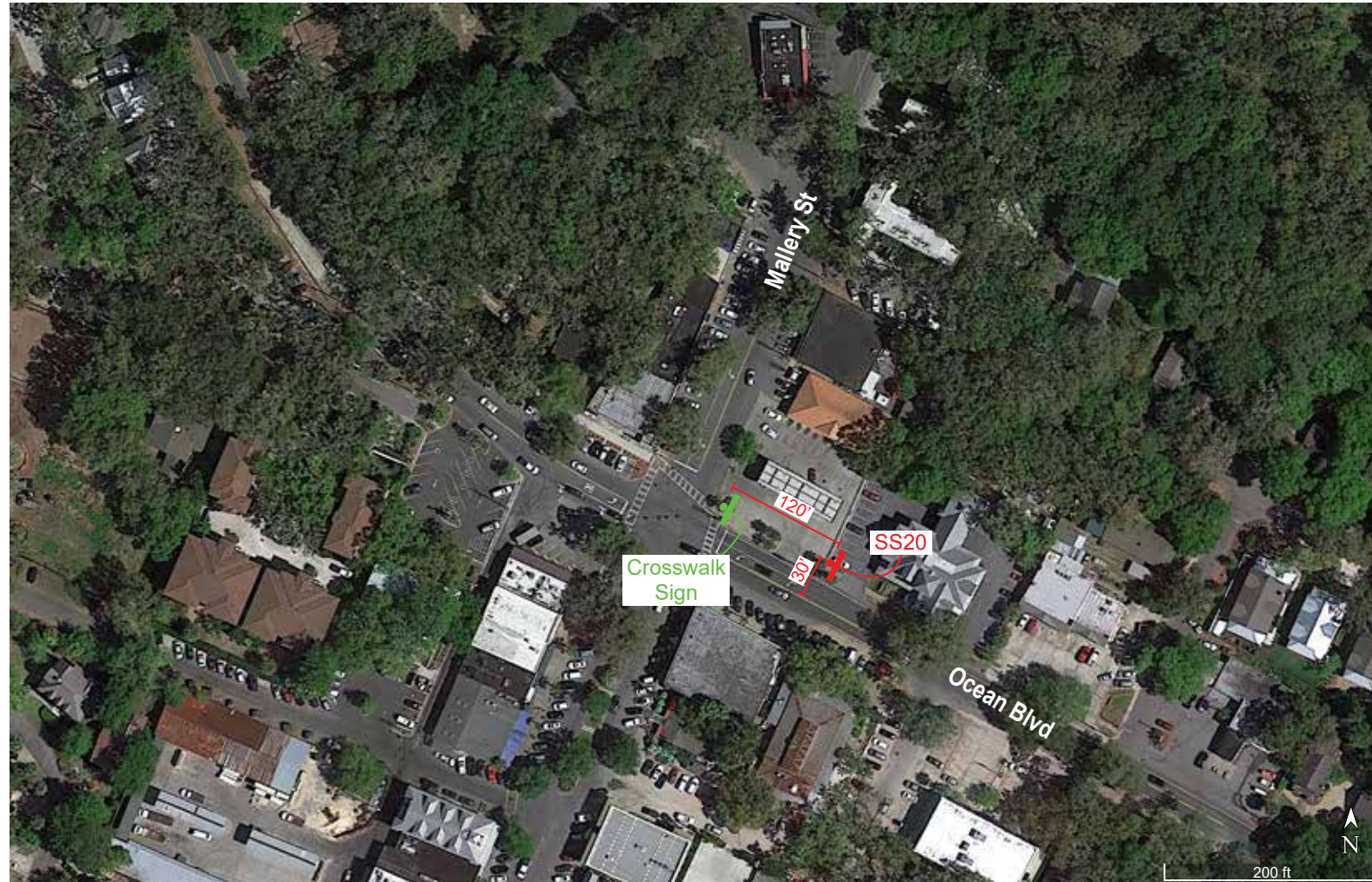
nsp.biz (888) 982-1234

These documents are intended to illustrate design intent and should only be used as a general guideline. No information contained herein should be constructed as an engineered element. The fabricator / installer shall be responsible for all structural, electrical and mechanical specifications. Information contained herein are part of an original and unpublished design by National Sign Plaza, Inc. Detailing and information contained on these pages shall not be reproduced, copied or utilized except for the specific project for which they were created, without the express written consent of National Sign Plazas, Inc.



Civic Wayfinding System
Design and Planning Development

Phase 4



GOLDEN ISLES™
GEORGIA

Details:


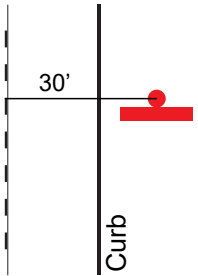
Size: 78"x78"

Square Footage:
Parent Panel: 22.75 sq ft
Decorative Header: 11.58 sq ft

Parent Panel Font:
Highway Gothic

Colors:
Blue: PMS 548 U
Gold: PMS 581 C
Tan: PMS 7527 C

Sign Type:
VEH04

Sign Number: SS20	Location Photo	Map Section: 19 Pg 1	Direction Sign Faces: East	Sign Elevation:	Overhead
Notes:		Installation Conditions: <input type="checkbox"/> Soil <input type="checkbox"/> Brick <input type="checkbox"/> Reuse Foundation <input type="checkbox"/> Concrete <input type="checkbox"/> Surface Mount <input type="checkbox"/> Asphalt <input type="checkbox"/> Mount to Lamp Post Street Sign Location: Cross Street: Ocean Blvd. Mallery St. Demolition Required: <input type="checkbox"/> Sign Removal <input type="checkbox"/> Sign & Pole Removal	84"	<input type="checkbox"/> Curb <input type="checkbox"/> Shoulder < 6' <input type="checkbox"/> Shoulder > 6'	



Atlanta
Chicago
Denver
Phoenix
Orlando

nsp.biz

Austin
Dallas
Houston
San Antonio

(888) 982-1234

These documents are intended to illustrate design intent and should only be used as a general guideline. No information contained herein should be constructed as an engineered element. The fabricator / installer shall be responsible for all structural, electrical and mechanical specifications. Information contained herein are part of an original and unpublished design by National Sign Plaza, Inc. Detailing and information contained on these pages shall not be reproduced, copied or utilized except for the specific project for which they were created, without the express written consent of National Sign Plazas, Inc.



Civic Wayfinding System
Design and Planning Development

Phase 4



GOLDEN ISLES™
GEORGIA

Details:

Size: 78"x78"

Square Footage:
Parent Panel: 22.75 sq ft
Decorative Header: 11.58 sq ft

Parent Panel Font: Highway Gothic

Colors:
Blue: PMS 548 U
Gold: PMS 581 C
Tan: PMS 7527 C

Sign Type: VEH04

Sign Number: SS22	Location Photo	Map Section: 19 Pg 1	Direction Sign Faces: North West	Sign Elevation:	Overhead
Notes:		<p>Installation Conditions:</p> <ul style="list-style-type: none"> <input type="checkbox"/> Soil <input type="checkbox"/> Concrete <input type="checkbox"/> Mount to Lamp Post <input type="checkbox"/> Brick <input type="checkbox"/> Surface Mount <input type="checkbox"/> Reuse Foundation <input type="checkbox"/> Asphalt <p>Street Sign Location: Kings Way</p> <p>Cross Street: Mallery St.</p> <p>Demolition Required:</p> <ul style="list-style-type: none"> <input type="checkbox"/> Sign Removal <input type="checkbox"/> Sign & Pole Removal 	84"	<ul style="list-style-type: none"> <input type="checkbox"/> Curb <input type="checkbox"/> Shoulder < 6' <input type="checkbox"/> Shoulder > 6' 	



Atlanta
Chicago
Denver
Phoenix
Orlando

Austin
Dallas
Houston
San Antonio

nsp.biz (888) 982-1234

These documents are intended to illustrate design intent and should only be used as a general guideline. No information contained herein should be constructed as an engineered element. The fabricator / installer shall be responsible for all structural, electrical and mechanical specifications. Information contained herein are part of an original and unpublished design by National Sign Plaza, Inc. Detailing and information contained on these pages shall not be reproduced, copied or utilized except for the specific project for which they were created, without the express written consent of National Sign Plazas, Inc.



Civic Wayfinding System
Design and Planning Development

Phase 4



GOLDEN ISLES™
GEORGIA

Details:

Size: 66" x 61"

Square Footage:
Parent Panel: 13.75 sq ft
Decorative Header: 8.47 sq ft

Parent Panel Font:
Highway Gothic

Colors:
Blue: PMS 548 U
Gold: PMS 581 C
Tan: PMS 7527 C

Sign Type:
VEH01

Sign Number: SS23	Location Photo	Map Section: 19 Pg 1	Direction Sign Faces: North	Sign Elevation:	Overhead
Notes:		Installation Conditions: <input type="checkbox"/> Soil <input type="checkbox"/> Brick <input type="checkbox"/> Reuse Foundation <input type="checkbox"/> Concrete <input type="checkbox"/> Surface Mount <input type="checkbox"/> Asphalt <input type="checkbox"/> Mount to Lamp Post Street Sign Location: Cross Street: Demere Rd. Ocean Blvd. Demolition Required: <input type="checkbox"/> Sign Removal <input type="checkbox"/> Sign & Pole Removal	Sign Elevation: 84"	Overhead: <input type="checkbox"/> Curb <input type="checkbox"/> Shoulder < 6' <input type="checkbox"/> Shoulder > 6'	



Atlanta
Chicago
Denver
Phoenix
Orlando

Austin
Dallas
Houston
San Antonio

nsp.biz (888) 982-1234

These documents are intended to illustrate design intent and should only be used as a general guideline. No information contained herein should be constructed as an engineered element. The fabricator / installer shall be responsible for all structural, electrical and mechanical specifications. Information contained herein are part of an original and unpublished design by National Sign Plaza, Inc. Detailing and information contained on these pages shall not be reproduced, copied or utilized except for the specific project for which they were created, without the express written consent of National Sign Plazas, Inc.



Civic Wayfinding System
Design and Planning Development

Phase 4



GOLDEN ISLES™
GEORGIA

Details:

Size: 78"x78"
Square Footage:
Parent Panel: 22.75 sq ft
Decorative Header: 11.58 sq ft

Parent Panel Font:
Highway Gothic

Colors:
Blue: PMS 548 U
Gold: PMS 581 C
Tan: PMS 7527 C

Sign Type:
VEH04

Sign Number: SS24	Location Photo	Map Section: 19 Pg 1	Direction Sign Faces: East	Sign Elevation:	Overhead
Notes:		Installation Conditions: <input type="checkbox"/> Soil <input type="checkbox"/> Brick <input type="checkbox"/> Reuse Foundation <input type="checkbox"/> Concrete <input type="checkbox"/> Surface Mount <input type="checkbox"/> Asphalt <input type="checkbox"/> Mount to Lamp Post Street Sign Location: Cross Street: Ocean Blvd. Demere Rd. Demolition Required: <input type="checkbox"/> Sign Removal <input type="checkbox"/> Sign & Pole Removal			



Atlanta
Chicago
Denver
Phoenix
Orlando

nsp.biz

Austin
Dallas
Houston
San Antonio

(888) 982-1234

These documents are intended to illustrate design intent and should only be used as a general guideline. No information contained herein should be constructed as an engineered element. The fabricator / installer shall be responsible for all structural, electrical and mechanical specifications. Information contained herein are part of an original and unpublished design by National Sign Plaza, Inc. Detailing and information contained on these pages shall not be reproduced, copied or utilized except for the specific project for which they were created, without the express written consent of National Sign Plazas, Inc.



Civic Wayfinding System
Design and Planning Development

Phase 4



GOLDEN ISLES™
GEORGIA

Details:

Size: 78"x84"
Square Footage:
Parent Panel: 26 sq ft
Decorative Header: 11.58 sq ft

Parent Panel Font:
Highway Gothic

Colors:
Blue: PMS 548 U
Gold: PMS 581 C
Tan: PMS 7527 C

Sign Type:
VEH05

Sign Number: SS25	Location Photo	Map Section: 11	Direction Sign Faces: East	Sign Elevation:	Overhead
Notes: Approx. 2 MI from US17		Installation Conditions: <input type="checkbox"/> Soil <input type="checkbox"/> Brick <input type="checkbox"/> Reuse Foundation <input type="checkbox"/> Concrete <input type="checkbox"/> Surface Mount <input type="checkbox"/> Asphalt <input type="checkbox"/> Mount to Lamp Post Street Sign Location: Cross Street: Torras Causeway Hwy 17 Demolition Required: <input type="checkbox"/> Sign Removal <input type="checkbox"/> Sign & Pole Removal	84"	<input type="checkbox"/> Curb <input type="checkbox"/> Shoulder < 6' <input type="checkbox"/> Shoulder > 6'	



Atlanta
Chicago
Denver
Phoenix
Orlando

Austin
Dallas
Houston
San Antonio

nsp.biz (888) 982-1234

These documents are intended to illustrate design intent and should only be used as a general guideline. No information contained herein should be constructed as an engineered element. The fabricator / installer shall be responsible for all structural, electrical and mechanical specifications. Information contained herein are part of an original and unpublished design by National Sign Plaza, Inc. Detailing and information contained on these pages shall not be reproduced, copied or utilized except for the specific project for which they were created, without the express written consent of National Sign Plazas, Inc.



Civic Wayfinding System
Design and Planning Development

Phase 3



GOLDEN ISLES™
GEORGIA

Details:

Size: 78"x96"

Square Footage:
Parent Panel: 32.5 sq ft
Decorative Header: 11.58 sq ft

Parent Panel Font:
Highway Gothic

Colors:
Blue: PMS 548 U
Gold: PMS 581 C
Tan: PMS 7527 C

Sign Type:
VEH06

Sign Number: SS26	Location Photo	Map Section: 14	Direction Sign Faces: East	Sign Elevation:	Overhead
Notes:		Installation Conditions: <input type="checkbox"/> Soil <input type="checkbox"/> Brick <input type="checkbox"/> Reuse Foundation <input type="checkbox"/> Concrete <input type="checkbox"/> Surface Mount <input type="checkbox"/> Asphalt <input type="checkbox"/> Mount to Lamp Post Street Sign Location: Cross Street: FJ Torras Causeway Hwy 17 Demolition Required: <input type="checkbox"/> Sign Removal <input type="checkbox"/> Sign & Pole Removal			<input type="checkbox"/> Curb <input type="checkbox"/> Shoulder < 6' <input type="checkbox"/> Shoulder > 6'



Atlanta
Chicago
Denver
Phoenix
Orlando

Austin
Dallas
Houston
San Antonio

nsp.biz (888) 982-1234

These documents are intended to illustrate design intent and should only be used as a general guideline. No information contained herein should be constructed as an engineered element. The fabricator / installer shall be responsible for all structural, electrical and mechanical specifications. Information contained herein are part of an original and unpublished design by National Sign Plaza, Inc. Detailing and information contained on these pages shall not be reproduced, copied or utilized except for the specific project for which they were created, without the express written consent of National Sign Plazas, Inc.



Civic Wayfinding System
Design and Planning Development

Phase 4



GOLDEN ISLES™
GEORGIA

Details:

Size: 78" x 78"

Square Footage:
Parent Panel: 22.75 sq ft
Decorative Header: 11.58 sq ft

Parent Panel Font:
Highway Gothic

Colors:
Blue: PMS 548 U
Gold: PMS 581 C
Tan: PMS 7527 C

Sign Type:
VEH04

Sign Number: SS27	Location Photo	Map Section: 15 Pg 2	Direction Sign Faces: North	Sign Elevation:	Overhead
Notes:		<p>Installation Conditions:</p> <ul style="list-style-type: none"> <input type="checkbox"/> Soil <input type="checkbox"/> Concrete <input type="checkbox"/> Mount to Lamp Post <input type="checkbox"/> Brick <input type="checkbox"/> Surface Mount <input type="checkbox"/> Reuse Foundation <input type="checkbox"/> Asphalt <p>Street Sign Location: Frederica Rd. Cross Street: Kings Way</p> <p>Demolition Required:</p> <ul style="list-style-type: none"> <input type="checkbox"/> Sign Removal <input type="checkbox"/> Sign & Pole Removal 		<ul style="list-style-type: none"> <input type="checkbox"/> Curb <input type="checkbox"/> Shoulder < 6' <input type="checkbox"/> Shoulder > 6' 	



Atlanta
Chicago
Denver
Phoenix
Orlando

Austin
Dallas
Houston
San Antonio

nsp.biz (888) 982-1234

These documents are intended to illustrate design intent and should only be used as a general guideline. No information contained herein should be constructed as an engineered element. The fabricator / installer shall be responsible for all structural, electrical and mechanical specifications. Information contained herein are part of an original and unpublished design by National Sign Plaza, Inc. Detailing and information contained on these pages shall not be reproduced, copied or utilized except for the specific project for which they were created, without the express written consent of National Sign Plazas, Inc.



Civic Wayfinding System
Design and Planning Development

Phase 4



GOLDEN ISLES™
GEORGIA

Details:

Size: 66" x 61"

Square Footage:
Parent Panel: 13.75 sq ft
Decorative Header: 8.47 sq ft

Parent Panel Font:
Highway Gothic

Colors:
Blue: PMS 548 U
Gold: PMS 581 C
Tan: PMS 7527 C

Sign Type:
VEH01

Sign Number: SS28	Location Photo	Map Section: 19 Pg 1	Direction Sign Faces: North	Sign Elevation:	Overhead
Notes: Replaces existing. Located in median.		Installation Conditions: <input type="checkbox"/> Soil <input type="checkbox"/> Brick <input type="checkbox"/> Reuse Foundation <input type="checkbox"/> Concrete <input type="checkbox"/> Surface Mount <input type="checkbox"/> Asphalt Street Sign Location: Cross Street: Mallery St. Beachview Dr. Demolition Required: <input type="checkbox"/> Sign Removal <input type="checkbox"/> Sign & Pole Removal	84"	<input type="checkbox"/> Curb <input type="checkbox"/> Shoulder < 6' <input type="checkbox"/> Shoulder > 6'	



Atlanta
Chicago
Denver
Phoenix
Orlando

nsp.biz

Austin
Dallas
Houston
San Antonio

(888) 982-1234

These documents are intended to illustrate design intent and should only be used as a general guideline. No information contained herein should be constructed as an engineered element. The fabricator / installer shall be responsible for all structural, electrical and mechanical specifications. Information contained herein are part of an original and unpublished design by National Sign Plaza, Inc. Detailing and information contained on these pages shall not be reproduced, copied or utilized except for the specific project for which they were created, without the express written consent of National Sign Plazas, Inc.



Civic Wayfinding System
Design and Planning Development

Phase 4



**Monument sign.
Proof to follow.**

GOLDEN ISLES™
GEORGIA

Details:


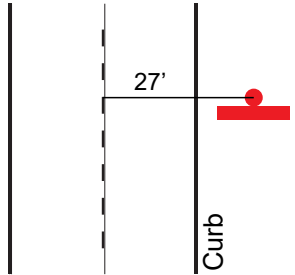
Size: XX" x XX"

Square Footage:
Parent Panel: XX sq ft
Decorative Header: XX sq ft

Font:
Highway Gothic

Colors:
Blue: PMS XX C
Red: PMS XX C

Sign Type:
XXX

Sign Number: SS29	Location Photo	Map Section: 19 Pg 2	Direction Sign Faces: West	Sign Elevation:	Overhead
Notes:		Installation Conditions: <input type="checkbox"/> Soil <input type="checkbox"/> Brick <input type="checkbox"/> Reuse Foundation <input type="checkbox"/> Concrete <input type="checkbox"/> Surface Mount <input type="checkbox"/> Asphalt <input type="checkbox"/> Mount to Lamp Post Street Sign Location: Cross Street: Beachview Dr. 12th St. Demolition Required: <input type="checkbox"/> Sign Removal <input type="checkbox"/> Sign & Pole Removal		<input type="checkbox"/> Curb <input type="checkbox"/> Shoulder < 6' <input type="checkbox"/> Shoulder > 6'	



Atlanta
Chicago
Denver
Phoenix
Orlando

Austin
Dallas
Houston
San Antonio

nsp.biz (888) 982-1234

These documents are intended to illustrate design intent and should only be used as a general guideline. No information contained herein should be constructed as an engineered element. The fabricator / installer shall be responsible for all structural, electrical and mechanical specifications. Information contained herein are part of an original and unpublished design by National Sign Plaza, Inc. Detailing and information contained on these pages shall not be reproduced, copied or utilized except for the specific project for which they were created, without the express written consent of National Sign Plazas, Inc.



Civic Wayfinding System
Design and Planning Development

Phase 4



GOLDEN ISLES™
GEORGIA

Details:

Size: 66" x 61"

Square Footage:
Parent Panel: 13.75 sq ft
Decorative Header: 8.47 sq ft

Parent Panel Font:
Highway Gothic

Colors:
Blue: PMS 548 U
Gold: PMS 581 C
Tan: PMS 7527 C

Sign Type:
VEH01

Sign Number: SS30	Location Photo	Map Section: 19 Pg 2	Direction Sign Faces: South	Sign Elevation:	Overhead
Notes: Replaces existing GDOT sign.		Installation Conditions: <input type="checkbox"/> Soil <input type="checkbox"/> Brick <input type="checkbox"/> Reuse Foundation <input type="checkbox"/> Concrete <input type="checkbox"/> Surface Mount <input type="checkbox"/> Asphalt <input type="checkbox"/> Mount to Lamp Post Street Sign Location: Cross Street: Demere Rd. Oglethorpe Ave. Demolition Required: <input type="checkbox"/> Sign Removal <input type="checkbox"/> Sign & Pole Removal	84"	<input type="checkbox"/> Curb <input type="checkbox"/> Shoulder < 6' <input type="checkbox"/> Shoulder > 6'	



Atlanta
Chicago
Denver
Phoenix
Orlando

Austin
Dallas
Houston
San Antonio

nsp.biz (888) 982-1234

These documents are intended to illustrate design intent and should only be used as a general guideline. No information contained herein should be constructed as an engineered element. The fabricator / installer shall be responsible for all structural, electrical and mechanical specifications. Information contained herein are part of an original and unpublished design by National Sign Plaza, Inc. Detailing and information contained on these pages shall not be reproduced, copied or utilized except for the specific project for which they were created, without the express written consent of National Sign Plazas, Inc.



Civic Wayfinding System
Design and Planning Development

Phase 4



GOLDEN ISLES™
GEORGIA

Details:


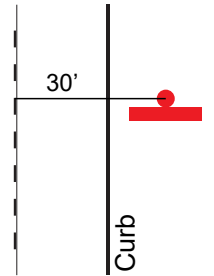
Size: 78"x78"

Square Footage:
Parent Panel: 22.75 sq ft
Decorative Header: 11.58 sq ft

Parent Panel Font:
Highway Gothic

Colors:
Blue: PMS 548 U
Gold: PMS 581 C
Tan: PMS 7527 C

Sign Type:
VEH04

Sign Number: SS31	Location Photo	Map Section: 19 Pg 2	Direction Sign Faces: West	Sign Elevation:	Overhead
Notes:		Installation Conditions: <input type="checkbox"/> Soil <input type="checkbox"/> Brick <input type="checkbox"/> Reuse Foundation <input type="checkbox"/> Concrete <input type="checkbox"/> Surface Mount <input type="checkbox"/> Asphalt <input type="checkbox"/> Mount to Lamp Post Street Sign Location: Cross Street: Ocean Blvd. Demere Rd. Demolition Required: <input type="checkbox"/> Sign Removal <input type="checkbox"/> Sign & Pole Removal	84"	<input type="checkbox"/> Curb <input type="checkbox"/> Shoulder < 6' <input type="checkbox"/> Shoulder > 6'	



Atlanta
Chicago
Denver
Phoenix
Orlando

Austin
Dallas
Houston
San Antonio

nsp.biz (888) 982-1234

These documents are intended to illustrate design intent and should only be used as a general guideline. No information contained herein should be constructed as an engineered element. The fabricator / installer shall be responsible for all structural, electrical and mechanical specifications. Information contained herein are part of an original and unpublished design by National Sign Plaza, Inc. Detailing and information contained on these pages shall not be reproduced, copied or utilized except for the specific project for which they were created, without the express written consent of National Sign Plazas, Inc.



Civic Wayfinding System
Design and Planning Development

Phase 4



GOLDEN ISLES™
GEORGIA

Details:

Size: 78"x84"

Square Footage:
Parent Panel: 26 sq ft
Decorative Header: 11.58 sq ft

Parent Panel Font:
Highway Gothic

Colors:
Blue: PMS 548 U
Gold: PMS 581 C
Tan: PMS 7527 C

Sign Type:
VEH05

Sign Number: SS35	Location Photo	Map Section: 15 Pg 2	Direction Sign Faces: West	Sign Elevation:	Overhead
Notes: Replaces existing.		Installation Conditions: <input type="checkbox"/> Soil <input type="checkbox"/> Brick <input type="checkbox"/> Reuse Foundation <input type="checkbox"/> Concrete <input type="checkbox"/> Surface Mount <input type="checkbox"/> Asphalt <input type="checkbox"/> Mount to Lamp Post Street Sign Location: Cross Street: East Beach Causeway Ocean Blvd. Demolition Required: <input type="checkbox"/> Sign Removal <input type="checkbox"/> Sign & Pole Removal	84"	<input type="checkbox"/> Curb <input type="checkbox"/> Shoulder < 6' <input type="checkbox"/> Shoulder > 6'	



Atlanta
Chicago
Denver
Phoenix
Orlando

Austin
Dallas
Houston
San Antonio

nsp.biz (888) 982-1234

These documents are intended to illustrate design intent and should only be used as a general guideline. No information contained herein should be constructed as an engineered element. The fabricator / installer shall be responsible for all structural, electrical and mechanical specifications. Information contained herein are part of an original and unpublished design by National Sign Plaza, Inc. Detailing and information contained on these pages shall not be reproduced, copied or utilized except for the specific project for which they were created, without the express written consent of National Sign Plazas, Inc.



Civic Wayfinding System
Design and Planning Development

Phase 4



GOLDEN ISLES™
GEORGIA

Details:

Size: 78"x78"
Square Footage:
Parent Panel: 22.75 sq ft
Decorative Header: 11.58 sq ft

Parent Panel Font:
Highway Gothic

Colors:
Blue: PMS 548 U
Gold: PMS 581 C
Tan: PMS 7527 C

Sign Type:
VEH04

Sign Number: SS39	Location Photo	Map Section: 12	Direction Sign Faces: East	Sign Elevation:	Overhead
Notes:		Installation Conditions: <input type="checkbox"/> Soil <input type="checkbox"/> Brick <input type="checkbox"/> Reuse Foundation <input type="checkbox"/> Concrete <input type="checkbox"/> Surface Mount <input type="checkbox"/> Asphalt <input type="checkbox"/> Mount to Lamp Post Street Sign Location: Cross Street: Sea Island Rd. Frederica Rd. Demolition Required: <input type="checkbox"/> Sign Removal <input type="checkbox"/> Sign & Pole Removal	84"	<input type="checkbox"/> Curb <input type="checkbox"/> Shoulder < 6' <input type="checkbox"/> Shoulder > 6'	



Atlanta
Chicago
Denver
Phoenix
Orlando

nsp.biz

Austin
Dallas
Houston
San Antonio

(888) 982-1234

These documents are intended to illustrate design intent and should only be used as a general guideline. No information contained herein should be constructed as an engineered element. The fabricator / installer shall be responsible for all structural, electrical and mechanical specifications. Information contained herein are part of an original and unpublished design by National Sign Plaza, Inc. Detailing and information contained on these pages shall not be reproduced, copied or utilized except for the specific project for which they were created, without the express written consent of National Sign Plazas, Inc.



Civic Wayfinding System
Design and Planning Development

Phase 4



GOLDEN ISLES™
GEORGIA

Details:


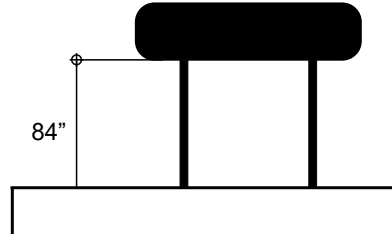
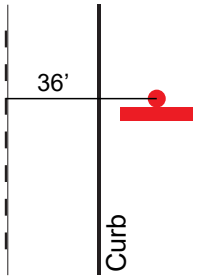
Size: 78"x78"

Square Footage:
Parent Panel: 22.75 sq ft
Decorative Header: 11.58 sq ft

Parent Panel Font:
Highway Gothic

Colors:
Blue: PMS 548 U
Gold: PMS 581 C
Tan: PMS 7527 C

Sign Type:
VEH04

Sign Number: SS40	Location Photo	Map Section: 12	Direction Sign Faces: North	Sign Elevation:	Overhead
Notes:		Installation Conditions: <input type="checkbox"/> Soil <input type="checkbox"/> Brick <input type="checkbox"/> Reuse Foundation <input type="checkbox"/> Concrete <input type="checkbox"/> Surface Mount <input type="checkbox"/> Asphalt <input type="checkbox"/> Mount to Lamp Post Street Sign Location: Cross Street: Frederica Rd. Sea Island Rd. Demolition Required: <input type="checkbox"/> Sign Removal <input type="checkbox"/> Sign & Pole Removal		<input type="checkbox"/> Curb <input type="checkbox"/> Shoulder < 6' <input type="checkbox"/> Shoulder > 6'	



Atlanta Austin
 Chicago Dallas
 Denver Houston
 Phoenix San Antonio
 Orlando

nsp.biz (888) 982-1234

These documents are intended to illustrate design intent and should only be used as a general guideline. No information contained herein should be constructed as an engineered element. The fabricator / installer shall be responsible for all structural, electrical and mechanical specifications. Information contained herein are part of an original and unpublished design by National Sign Plaza, Inc. Detailing and information contained on these pages shall not be reproduced, copied or utilized except for the specific project for which they were created, without the express written consent of National Sign Plazas, Inc.



Civic Wayfinding System
 Design and Planning Development

Phase 4



GOLDEN ISLES™
GEORGIA

Details:

Size: 66"x67"
 Square Footage:
 Parent Panel: 16.5 sq ft
 Decorative Header: 8.47 sq ft

Parent Panel Font:
 Highway Gothic

Colors:
 Blue: PMS 548 U
 Gold: PMS 581 C
 Tan: PMS 7527 C

Sign Type:
 VEH02

Sign Number: SS41	Location Photo	Map Section: 7	Direction Sign Faces: East	Sign Elevation:	Overhead
Notes: Located directly across from African Baptist Church entrance		Installation Conditions: <input type="checkbox"/> Soil <input type="checkbox"/> Brick <input type="checkbox"/> Reuse Foundation <input type="checkbox"/> Concrete <input type="checkbox"/> Surface Mount <input type="checkbox"/> Asphalt <input type="checkbox"/> Mount to Lamp Post Street Sign Location: Cross Street: Frederica Rd. Marsh's Edge Lane Demolition Required: <input type="checkbox"/> Sign Removal <input type="checkbox"/> Sign & Pole Removal			<input type="checkbox"/> Curb <input type="checkbox"/> Shoulder < 6' <input type="checkbox"/> Shoulder > 6'



Atlanta
 Chicago
 Denver
 Phoenix
 Orlando

Austin
 Dallas
 Houston
 San Antonio


nsp.biz (888) 982-1234

These documents are intended to illustrate design intent and should only be used as a general guideline. No information contained herein should be constructed as an engineered element. The fabricator / installer shall be responsible for all structural, electrical and mechanical specifications. Information contained herein are part of an original and unpublished design by National Sign Plaza, Inc. Detailing and information contained on these pages shall not be reproduced, copied or utilized except for the specific project for which they were created, without the express written consent of National Sign Plazas, Inc.



Civic Wayfinding System
 Design and Planning Development

Phase 4



GOLDEN ISLES™
GEORGIA

Details:

Size: 78"x78"

Square Footage:
Parent Panel: 22.75 sq ft
Decorative Header: 11.58 sq ft

Parent Panel Font:
Highway Gothic

Colors:
Blue: PMS 548 U
Gold: PMS 581 C
Tan: PMS 7527 C

Sign Type:
VEH04

Sign Number: SS42	Location Photo	Map Section: 12	Direction Sign Faces: East	Sign Elevation:	Overhead
Notes:		Installation Conditions: <input type="checkbox"/> Soil <input type="checkbox"/> Brick <input type="checkbox"/> Reuse Foundation <input type="checkbox"/> Concrete <input type="checkbox"/> Surface Mount <input type="checkbox"/> Asphalt <input type="checkbox"/> Mount to Lamp Post Street Sign Location: Cross Street: Demere Rd. Sea Island Rd. Demolition Required: <input type="checkbox"/> Sign Removal <input type="checkbox"/> Sign & Pole Removal	84"	<input type="checkbox"/> Curb <input type="checkbox"/> Shoulder < 6' <input type="checkbox"/> Shoulder > 6'	



Atlanta
Chicago
Denver
Phoenix
Orlando

Austin
Dallas
Houston
San Antonio

nsp.biz (888) 982-1234

These documents are intended to illustrate design intent and should only be used as a general guideline. No information contained herein should be constructed as an engineered element. The fabricator / installer shall be responsible for all structural, electrical and mechanical specifications. Information contained herein are part of an original and unpublished design by National Sign Plaza, Inc. Detailing and information contained on these pages shall not be reproduced, copied or utilized except for the specific project for which they were created, without the express written consent of National Sign Plazas, Inc.



Civic Wayfinding System
Design and Planning Development

Phase 4



GOLDEN ISLES™
GEORGIA

Details:

Size: 66"x67"

Square Footage:
Parent Panel: 16.5 sq ft
Decorative Header: 8.47 sq ft

Parent Panel Font:
Highway Gothic

Colors:
Blue: PMS 548 U
Gold: PMS 581 C
Tan: PMS 7527 C

Sign Type:
VEH02

Sign Number: SS43	Location Photo	Map Section: 7	Direction Sign Faces: East	Sign Elevation:	Overhead
Notes:		Installation Conditions: <input type="checkbox"/> Soil <input type="checkbox"/> Brick <input type="checkbox"/> Reuse Foundation <input type="checkbox"/> Concrete <input type="checkbox"/> Surface Mount <input type="checkbox"/> Asphalt <input type="checkbox"/> Mount to Lamp Post Street Sign Location: Cross Street: Lawrence Rd. Frederica Rd. Demolition Required: <input type="checkbox"/> Sign Removal <input type="checkbox"/> Sign & Pole Removal	84"	<input type="checkbox"/> Curb <input type="checkbox"/> Shoulder < 6' <input type="checkbox"/> Shoulder > 6'	



Atlanta
Chicago
Denver
Phoenix
Orlando

Austin
Dallas
Houston
San Antonio

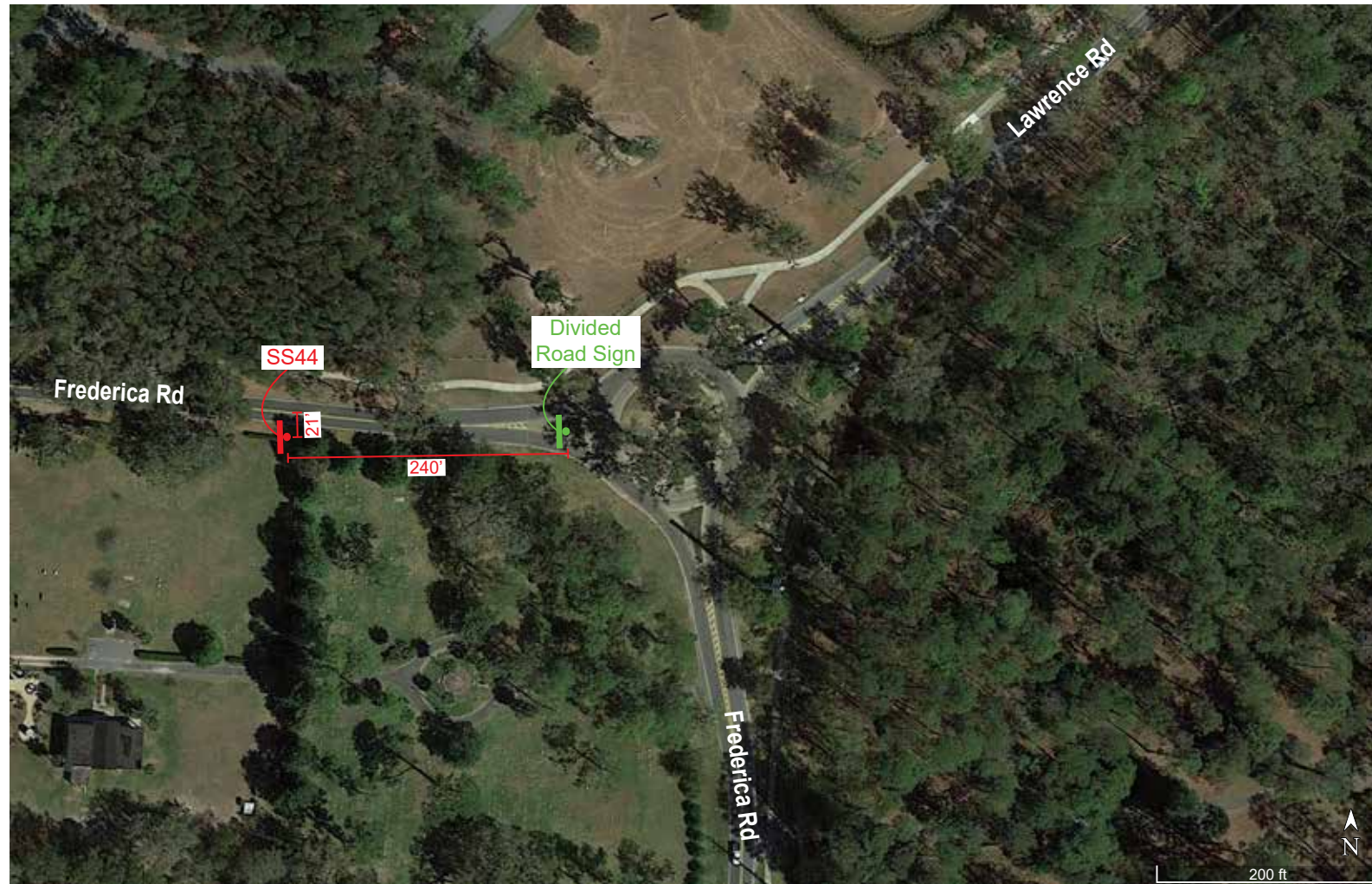
nsp.biz (888) 982-1234

These documents are intended to illustrate design intent and should only be used as a general guideline. No information contained herein should be constructed as an engineered element. The fabricator / installer shall be responsible for all structural, electrical and mechanical specifications. Information contained herein are part of an original and unpublished design by National Sign Plaza, Inc. Detailing and information contained on these pages shall not be reproduced, copied or utilized except for the specific project for which they were created, without the express written consent of National Sign Plazas, Inc.



Civic Wayfinding System
Design and Planning Development

Phase 4



GOLDEN ISLES™
GEORGIA

Details:

Size: 66" x 79"
 Square Footage:
 Parent Panel: 22 sq ft
 Decorative Header: 8.47 sq ft

Parent Panel Font:
 Highway Gothic

Colors:
 Blue: PMS 548 U
 Gold: PMS 581 C
 Tan: PMS 7527 C

Sign Type:
 VEH03

Sign Number: SS44	Location Photo	Map Section: 7	Direction Sign Faces: West	Sign Elevation:	Overhead
Notes: Replaces existing.		Installation Conditions: <input type="checkbox"/> Soil <input type="checkbox"/> Brick <input type="checkbox"/> Reuse Foundation <input type="checkbox"/> Concrete <input type="checkbox"/> Surface Mount <input type="checkbox"/> Asphalt <input type="checkbox"/> Mount to Lamp Post Street Sign Location: Cross Street: Frederica Rd. Lawrence Rd. Demolition Required: <input type="checkbox"/> Sign Removal <input type="checkbox"/> Sign & Pole Removal		<input type="checkbox"/> Curb <input type="checkbox"/> Shoulder < 6' <input type="checkbox"/> Shoulder > 6' 	



Atlanta
 Chicago
 Denver
 Phoenix
 Orlando

Austin
 Dallas
 Houston
 San Antonio

nsp.biz (888) 982-1234

These documents are intended to illustrate design intent and should only be used as a general guideline. No information contained herein should be constructed as an engineered element. The fabricator / installer shall be responsible for all structural, electrical and mechanical specifications. Information contained herein are part of an original and unpublished design by National Sign Plaza, Inc. Detailing and information contained on these pages shall not be reproduced, copied or utilized except for the specific project for which they were created, without the express written consent of National Sign Plazas, Inc.



Civic Wayfinding System
 Design and Planning Development

Phase 4



GOLDEN ISLES™
GEORGIA

Details:

Size: 66"x79"

Square Footage:
Parent Panel: 22 sq ft
Decorative Header: 8.47 sq ft

Parent Panel Font:
Highway Gothic

Colors:
Blue: PMS 548 U
Gold: PMS 581 C
Tan: PMS 7527 C

Sign Type:
VEH03

Sign Number: SS45	Location Photo	Map Section: 7	Direction Sign Faces: South	Sign Elevation:	Overhead
Notes:		Installation Conditions: <input type="checkbox"/> Soil <input type="checkbox"/> Brick <input type="checkbox"/> Reuse Foundation <input type="checkbox"/> Concrete <input type="checkbox"/> Surface Mount <input type="checkbox"/> Asphalt <input type="checkbox"/> Mount to Lamp Post Street Sign Location: Cross Street: Frederica Rd. Lawrence Rd. Demolition Required: <input type="checkbox"/> Sign Removal <input type="checkbox"/> Sign & Pole Removal	84"	<input type="checkbox"/> Curb <input type="checkbox"/> Shoulder < 6' <input type="checkbox"/> Shoulder > 6'	



Atlanta
Chicago
Denver
Phoenix
Orlando

Austin
Dallas
Houston
San Antonio


nsp.biz (888) 982-1234

These documents are intended to illustrate design intent and should only be used as a general guideline. No information contained herein should be constructed as an engineered element. The fabricator / installer shall be responsible for all structural, electrical and mechanical specifications. Information contained herein are part of an original and unpublished design by National Sign Plaza, Inc. Detailing and information contained on these pages shall not be reproduced, copied or utilized except for the specific project for which they were created, without the express written consent of National Sign Plazas, Inc.



Civic Wayfinding System
Design and Planning Development

Phase 4



GOLDEN ISLES™
GEORGIA

Details:

Size: 66" x 61"

Square Footage:
Parent Panel: 13.75 sq ft
Decorative Header: 8.47 sq ft

Parent Panel Font:
Highway Gothic

Colors:
Blue: PMS 548 U
Gold: PMS 581 C
Tan: PMS 7527 C

Sign Type:
VEH01

Sign Number: SS46	Location Photo	Map Section: 19 Pg 2	Direction Sign Faces: South	Sign Elevation:	Overhead
Notes:		<p>Installation Conditions:</p> <ul style="list-style-type: none"> <input type="checkbox"/> Soil <input type="checkbox"/> Concrete <input type="checkbox"/> Mount to Lamp Post <input type="checkbox"/> Brick <input type="checkbox"/> Surface Mount <input type="checkbox"/> Reuse Foundation <input type="checkbox"/> Asphalt <p>Street Sign Location: Demere Rd. Cross Street: Oglethorpe Ave.</p> <p>Demolition Required:</p> <ul style="list-style-type: none"> <input type="checkbox"/> Sign Removal <input type="checkbox"/> Sign & Pole Removal 	<p>84"</p>	<ul style="list-style-type: none"> <input type="checkbox"/> Curb <input type="checkbox"/> Shoulder < 6' <input type="checkbox"/> Shoulder > 6' 	



Atlanta
Chicago
Denver
Phoenix
Orlando

Austin
Dallas
Houston
San Antonio

nsp.biz (888) 982-1234

These documents are intended to illustrate design intent and should only be used as a general guideline. No information contained herein should be constructed as an engineered element. The fabricator / installer shall be responsible for all structural, electrical and mechanical specifications. Information contained herein are part of an original and unpublished design by National Sign Plaza, Inc. Detailing and information contained on these pages shall not be reproduced, copied or utilized except for the specific project for which they were created, without the express written consent of National Sign Plazas, Inc.



Civic Wayfinding System
Design and Planning Development

Phase 4



GOLDEN ISLES™
GEORGIA

Details:

Size: 66" x 61"

Square Footage:
Parent Panel: 13.75 sq ft
Decorative Header: 8.47 sq ft

Parent Panel Font:
Highway Gothic

Colors:
Blue: PMS 548 U
Gold: PMS 581 C
Tan: PMS 7527 C

Sign Type:
VEH01

Sign Number: SS47	Location Photo	Map Section: 19 Pg 2	Direction Sign Faces: West	Sign Elevation:	Overhead
Notes:		<p>Installation Conditions:</p> <ul style="list-style-type: none"> <input type="checkbox"/> Soil <input type="checkbox"/> Concrete <input type="checkbox"/> Mount to Lamp Post <input type="checkbox"/> Brick <input type="checkbox"/> Surface Mount <input type="checkbox"/> Reuse Foundation <input type="checkbox"/> Asphalt <p>Street Sign Location: Beachview Dr. Cross Street: 15th St.</p> <p>Demolition Required:</p> <ul style="list-style-type: none"> <input type="checkbox"/> Sign Removal <input type="checkbox"/> Sign & Pole Removal 	84"	<ul style="list-style-type: none"> <input type="checkbox"/> Curb <input type="checkbox"/> Shoulder < 6' <input type="checkbox"/> Shoulder > 6' 	



Atlanta
Chicago
Denver
Phoenix
Orlando

Austin
Dallas
Houston
San Antonio

nsp.biz (888) 982-1234

These documents are intended to illustrate design intent and should only be used as a general guideline. No information contained herein should be constructed as an engineered element. The fabricator / installer shall be responsible for all structural, electrical and mechanical specifications. Information contained herein are part of an original and unpublished design by National Sign Plaza, Inc. Detailing and information contained on these pages shall not be reproduced, copied or utilized except for the specific project for which they were created, without the express written consent of National Sign Plazas, Inc.



Civic Wayfinding System
Design and Planning Development

Phase 4



GOLDEN ISLES™
GEORGIA

Details:

Size: 78"x78"
Square Footage:
Parent Panel: 22.75 sq ft
Decorative Header: 11.58 sq ft

Parent Panel Font:
Highway Gothic

Colors:
Blue: PMS 548 U
Gold: PMS 581 C
Tan: PMS 7527 C

Sign Type:
VEH04

Sign Number: SS48	Location Photo	Map Section: 15 Pg 2	Direction Sign Faces: North	Sign Elevation:	Overhead
Notes:		Installation Conditions: <input type="checkbox"/> Soil <input type="checkbox"/> Brick <input type="checkbox"/> Reuse Foundation <input type="checkbox"/> Concrete <input type="checkbox"/> Surface Mount <input type="checkbox"/> Asphalt <input type="checkbox"/> Mount to Lamp Post Street Sign Location: Cross Street: Frederica Rd. Redfern Village Demolition Required: <input type="checkbox"/> Sign Removal <input type="checkbox"/> Sign & Pole Removal	84"	<input type="checkbox"/> Curb <input type="checkbox"/> Shoulder < 6' <input type="checkbox"/> Shoulder > 6'	



Atlanta
Chicago
Denver
Phoenix
Orlando

Austin
Dallas
Houston
San Antonio

nsp.biz (888) 982-1234

These documents are intended to illustrate design intent and should only be used as a general guideline. No information contained herein should be constructed as an engineered element. The fabricator / installer shall be responsible for all structural, electrical and mechanical specifications. Information contained herein are part of an original and unpublished design by National Sign Plaza, Inc. Detailing and information contained on these pages shall not be reproduced, copied or utilized except for the specific project for which they were created, without the express written consent of National Sign Plazas, Inc.



Civic Wayfinding System
Design and Planning Development

Phase 4



GOLDEN ISLES™
GEORGIA

Details:

Size: 78"x78"

Square Footage:
Parent Panel: 22.75 sq ft
Decorative Header: 11.58 sq ft

Parent Panel Font:
Highway Gothic

Colors:
Blue: PMS 548 U
Gold: PMS 581 C
Tan: PMS 7527 C

Sign Type:
VEH04

Sign Number: SS49	Location Photo	Map Section: 12	Direction Sign Faces: North	Sign Elevation:	Overhead
Notes:		Installation Conditions: <input type="checkbox"/> Soil <input type="checkbox"/> Brick <input type="checkbox"/> Reuse Foundation <input type="checkbox"/> Concrete <input type="checkbox"/> Surface Mount <input type="checkbox"/> Asphalt <input type="checkbox"/> Mount to Lamp Post Street Sign Location: Cross Street: Sea Island Rd. Demere Rd. Demolition Required: <input type="checkbox"/> Sign Removal <input type="checkbox"/> Sign & Pole Removal	84"	<input type="checkbox"/> Curb <input type="checkbox"/> Shoulder < 6' <input type="checkbox"/> Shoulder > 6'	



Atlanta
Chicago
Denver
Phoenix
Orlando

Austin
Dallas
Houston
San Antonio

nsp.biz (888) 982-1234

These documents are intended to illustrate design intent and should only be used as a general guideline. No information contained herein should be constructed as an engineered element. The fabricator / installer shall be responsible for all structural, electrical and mechanical specifications. Information contained herein are part of an original and unpublished design by National Sign Plaza, Inc. Detailing and information contained on these pages shall not be reproduced, copied or utilized except for the specific project for which they were created, without the express written consent of National Sign Plazas, Inc.



Civic Wayfinding System
Design and Planning Development

Phase 4



**Monument sign.
Proof to follow.**

GOLDEN ISLES™
GEORGIA

Details:

Size: XX" x XX"

Square Footage:
Parent Panel:
XX sq ft
Decorative Header:
XX sq ft

Font:
Highway Gothic

Colors:
Blue: PMS XX C
Red: PMS XX C

Sign Type:
XXX

Sign Number: SS50	Location Photo	Map Section: 19 Pg 2	Direction Sign Faces: North	Sign Elevation:	Overhead
Notes: Replaces existing sign in median.		Installation Conditions: <input type="checkbox"/> Soil <input type="checkbox"/> Brick <input type="checkbox"/> Reuse Foundation <input type="checkbox"/> Concrete <input type="checkbox"/> Surface Mount <input type="checkbox"/> Asphalt <input type="checkbox"/> Mount to Lamp Post Street Sign Location: Cross Street: Mallery St. Ocean Blvd. Demolition Required: <input type="checkbox"/> Sign Removal <input type="checkbox"/> Sign & Pole Removal		<input type="checkbox"/> Curb <input type="checkbox"/> Shoulder < 6' <input type="checkbox"/> Shoulder > 6'	



Atlanta
Chicago
Denver
Phoenix
Orlando

Austin
Dallas
Houston
San Antonio

nsp.biz (888) 982-1234

These documents are intended to illustrate design intent and should only be used as a general guideline. No information contained herein should be constructed as an engineered element. The fabricator / installer shall be responsible for all structural, electrical and mechanical specifications. Information contained herein are part of an original and unpublished design by National Sign Plaza, Inc. Detailing and information contained on these pages shall not be reproduced, copied or utilized except for the specific project for which they were created, without the express written consent of National Sign Plazas, Inc.



Civic Wayfinding System
Design and Planning Development

PHASE 1

VEH05 - 78X84

GC16



GC18



GC23



GC24



GC25



GC27



GC28



GC30



Atlanta
Chicago
Denver
Phoenix
Orlando

Austin
Dallas
Houston
San Antonio

nsp.biz

(888) 982-1234

These documents are intended to illustrate design intent and should only be used as a general guideline. No information contained herein should be constructed as an engineered element. The fabricator / installer shall be responsible for all structural, electrical and mechanical specifications. Information contained herein are part of an original and unpublished design by National Sign Plaza, Inc. Detailing and information contained on these pages shall not be reproduced, copied or utilized except for the specific project for which they were created, without the express written consent of National Sign Plazas, Inc.



Civic Wayfinding System
Design and Planning Development

GOLDEN ISLES™
GEORGIA

PHASE 1

VEH06 - 78X96

GC15  Golden Isles College of Coastal GA → Hospital → Historic Brunswick →	GC17  Golden Isles ← College of Coastal GA ← Hospital ← Historic Brunswick	GC19  Golden Isles ↑ Historic Brunswick ↑ St Simons Island Brunswick Airport →	GC20  Golden Isles ↑ Brunswick Airport ↑ Hofwyl-Broadfield Plantation ← F L E T C	GC21  Golden Isles Hofwyl-Broadfield Plantation → Historic Brunswick → St Simons Island →
GC22  Golden Isles ← Hofwyl-Broadfield Plantation ← Historic Brunswick ← St Simons Island	GC26  Golden Isles ↑ College of Coastal GA ↑ Hospital ↑ Historic Brunswick	GC31  Golden Isles ↑ Historic Brunswick ← College of Coastal GA Blythe Island →	GC64  Golden Isles ↑ Brunswick Airport ↑ Hofwyl-Broadfield Plantation ← F L E T C	



Atlanta
Chicago
Denver
Phoenix
Orlando

nsp.biz

Austin
Dallas
Houston
San Antonio

(888) 982-1234

These documents are intended to illustrate design intent and should only be used as a general guideline. No information contained herein should be constructed as an engineered element. The fabricator / installer shall be responsible for all structural, electrical and mechanical specifications. Information contained herein are part of an original and unpublished design by National Sign Plaza, Inc. Detailing and information contained on these pages shall not be reproduced, copied or utilized except for the specific project for which they were created, without the express written consent of National Sign Plazas, Inc.



Civic Wayfinding System
Design and Planning Development

GOLDEN ISLES™
GEORGIA

PHASE 2

VEH04 - 78X78

GC07



NATIONAL SIGN PLAZAS

Atlanta
Chicago
Denver
Phoenix
Orlando

nsp.biz

Austin
Dallas
Houston
San Antonio

(888) 982-1234

• These documents are intended to illustrate design intent and should only be used as
 • a general guideline. No information contained herein should be constructed as an
 • engineered element. The fabricator / installer shall be responsible for all structural,
 • electrical and mechanical specifications. Information contained herein are part of
 • an original and unpublished design by National Sign Plaza, Inc. Detailing and
 • information contained on these pages shall not be reproduced, copied or utilized
 • except for the specific project for which they were created, without the express
 • written consent of National Sign Plazas, Inc.



Civic Wayfinding System
Design and Planning Development

GOLDEN ISLES™
GEORGIA

PHASE 2

VEH05 - 78X84



Atlanta
Chicago
Denver
Phoenix
Orlando

nsp.biz

Austin
Dallas
Houston
San Antonio

(888) 982-1234

These documents are intended to illustrate design intent and should only be used as a general guideline. No information contained herein should be constructed as an engineered element. The fabricator / installer shall be responsible for all structural, electrical and mechanical specifications. Information contained herein are part of an original and unpublished design by National Sign Plaza, Inc. Detailing and information contained on these pages shall not be reproduced, copied or utilized except for the specific project for which they were created, without the express written consent of National Sign Plazas, Inc.



Civic Wayfinding System
Design and Planning Development

GOLDEN ISLES™
GEORGIA

PHASE 2

VEH06 - 78X96

GC01



Atlanta
Chicago
Denver
Phoenix
Orlando

nsp.biz

Austin
Dallas
Houston
San Antonio

(888) 982-1234

• These documents are intended to illustrate design intent and should only be used as
 • a general guideline. No information contained herein should be constructed as an
 • engineered element. The fabricator / installer shall be responsible for all structural,
 • electrical and mechanical specifications. Information contained herein are part of
 • an original and unpublished design by National Sign Plaza, Inc. Detailing and
 • information contained on these pages shall not be reproduced, copied or utilized
 • except for the specific project for which they were created, without the express
 • written consent of National Sign Plazas, Inc.

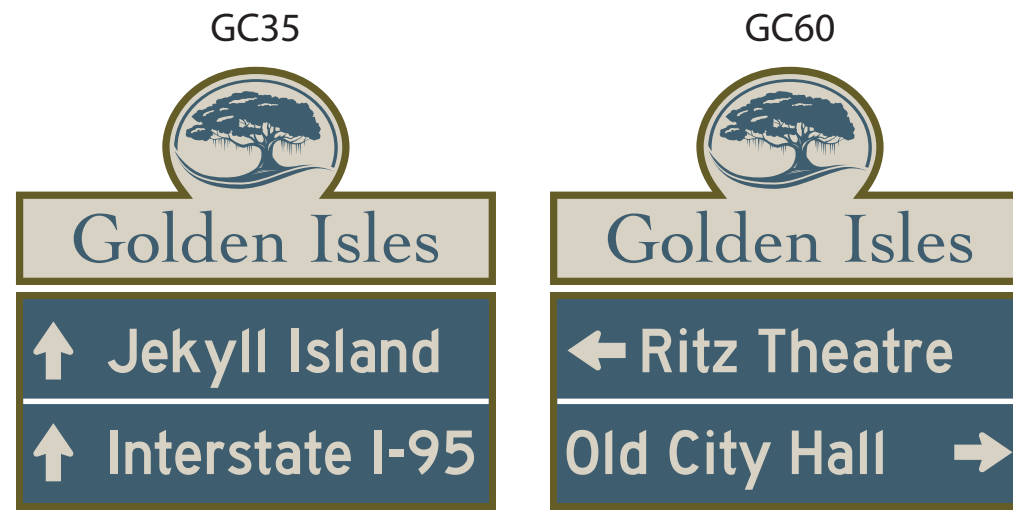


Civic Wayfinding System
Design and Planning Development

GOLDEN ISLES™
GEORGIA

PHASE 3

VEH01 - 66X61



Atlanta
Chicago
Denver
Phoenix
Orlando

nsp.biz

Austin
Dallas
Houston
San Antonio

(888) 982-1234

These documents are intended to illustrate design intent and should only be used as a general guideline. No information contained herein should be constructed as an engineered element. The fabricator / installer shall be responsible for all structural, electrical and mechanical specifications. Information contained herein are part of an original and unpublished design by National Sign Plaza, Inc. Detailing and information contained on these pages shall not be reproduced, copied or utilized except for the specific project for which they were created, without the express written consent of National Sign Plazas, Inc.

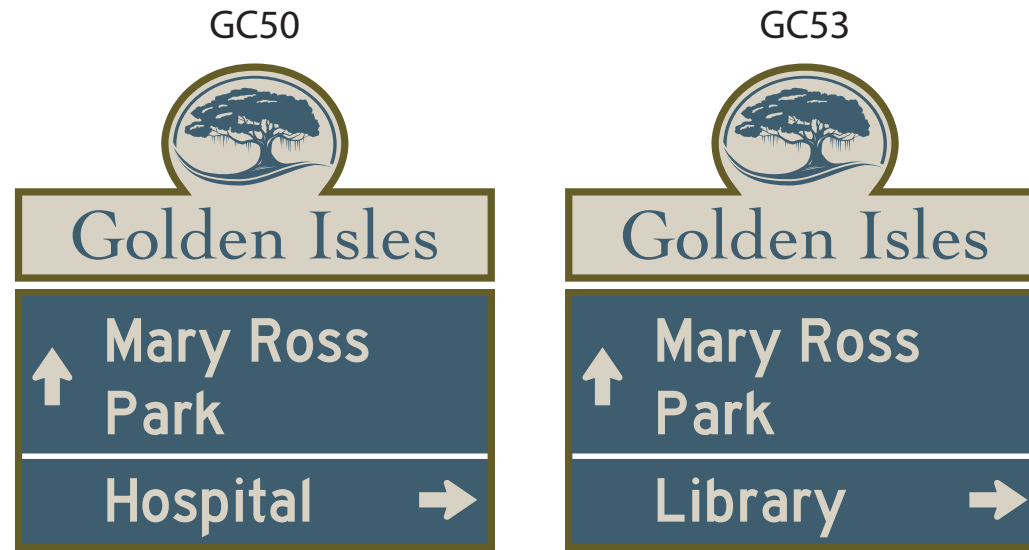


Civic Wayfinding System
Design and Planning Development

GOLDEN ISLES™
GEORGIA

PHASE 3

VEH02 - 66X67



Atlanta
Chicago
Denver
Phoenix
Orlando

Austin
Dallas
Houston
San Antonio

nsp.biz

(888) 982-1234

These documents are intended to illustrate design intent and should only be used as a general guideline. No information contained herein should be constructed as an engineered element. The fabricator / installer shall be responsible for all structural, electrical and mechanical specifications. Information contained herein are part of an original and unpublished design by National Sign Plaza, Inc. Detailing and information contained on these pages shall not be reproduced, copied or utilized except for the specific project for which they were created, without the express written consent of National Sign Plazas, Inc.



Civic Wayfinding System
Design and Planning Development

GOLDEN ISLES™
GEORGIA

PHASE 3

VEH03 - 66X79



Atlanta
Chicago
Denver
Phoenix
Orlando

Austin
Dallas
Houston
San Antonio

nsp.biz (888) 982-1234

These documents are intended to illustrate design intent and should only be used as a general guideline. No information contained herein should be constructed as an engineered element. The fabricator / installer shall be responsible for all structural, electrical and mechanical specifications. Information contained herein are part of an original and unpublished design by National Sign Plaza, Inc. Detailing and information contained on these pages shall not be reproduced, copied or utilized except for the specific project for which they were created, without the express written consent of National Sign Plazas, Inc.

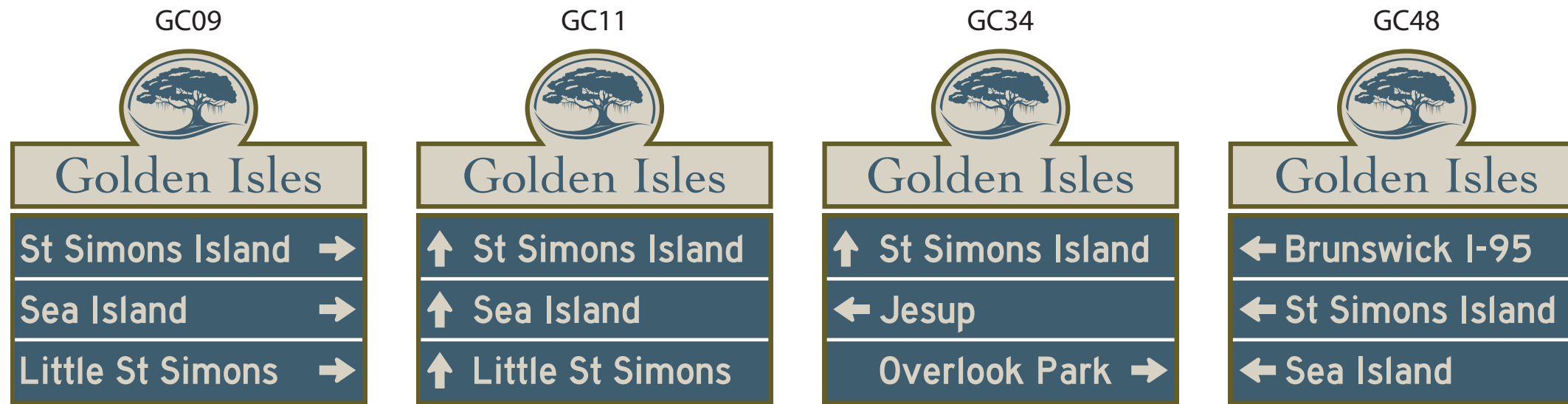


Civic Wayfinding System
Design and Planning Development

GOLDEN ISLES™
GEORGIA

PHASE 3

VEH04 - 78X78



Atlanta
Chicago
Denver
Phoenix
Orlando

Austin
Dallas
Houston
San Antonio

nsp.biz

(888) 982-1234

These documents are intended to illustrate design intent and should only be used as a general guideline. No information contained herein should be constructed as an engineered element. The fabricator / installer shall be responsible for all structural, electrical and mechanical specifications. Information contained herein are part of an original and unpublished design by National Sign Plaza, Inc. Detailing and information contained on these pages shall not be reproduced, copied or utilized except for the specific project for which they were created, without the express written consent of National Sign Plazas, Inc.



Civic Wayfinding System
Design and Planning Development

GOLDEN ISLES™
GEORGIA

PHASE 3

VEH05 - 78X84

GC08  Golden Isles ↑ Historic Brunswick ↑ St Simons Island ↑ Sea Island	GC10  Golden Isles ↑ Hospital ↑ College of Coastal GA ↑ Interstate 95	GC12  Golden Isles Historic Brunswick → St Simons Island → Sea Island →	GC14  Golden Isles ↑ Historic Brunswick ↑ St Simons Island ↑ Sea Island	GC32  Golden Isles ↑ Historic Brunswick ↑ Mary Ross Park Selden Park →
GC47  Golden Isles ↑ Jekyll Island Historic Brunswick → Mary Ross Park →	GC54  Golden Isles ← Historic Brunswick ← St Simons Island Mary Ross Park →	GC63  Golden Isles ↑ Historic Brunswick ↑ St Simons Island Hospital →	GC65  Golden Isles ↑ FLETC ← Brunswick Airport ← Interstate 95	GC66a  Golden Isles ↑ Historic Brunswick ↑ St Simons Island Mary Ross Park →



Atlanta
Chicago
Denver
Phoenix
Orlando
Austin
Dallas
Houston
San Antonio
nsp.biz
(888) 982-1234

These documents are intended to illustrate design intent and should only be used as a general guideline. No information contained herein should be constructed as an engineered element. The fabricator / installer shall be responsible for all structural, electrical and mechanical specifications. Information contained herein are part of an original and unpublished design by National Sign Plaza, Inc. Detailing and information contained on these pages shall not be reproduced, copied or utilized except for the specific project for which they were created, without the express written consent of National Sign Plazas, Inc.



Civic Wayfinding System
Design and Planning Development
GOLDEN ISLES™
GEORGIA

PHASE 3

VEH06 - 78X96



NATIONAL SIGN PLAZAS

Atlanta
Chicago
Denver
Phoenix
Orlando

nsp.biz

Austin
Dallas
Houston
San Antonio

(888) 982-1234

• These documents are intended to illustrate design intent and should only be used as a general guideline. No information contained herein should be constructed as an engineered element. The fabricator / installer shall be responsible for all structural, electrical and mechanical specifications. Information contained herein are part of an original and unpublished design by National Sign Plaza, Inc. Detailing and information contained on these pages shall not be reproduced, copied or utilized except for the specific project for which they were created, without the express written consent of National Sign Plazas, Inc.



Civic Wayfinding System
Design and Planning Development

GOLDEN ISLES™
GEORGIA

PHASE 4

VEH01 - 66X61



Atlanta
Chicago
Denver
Phoenix
Orlando

nsp.biz

Austin
Dallas
Houston
San Antonio

(888) 982-1234

These documents are intended to illustrate design intent and should only be used as a general guideline. No information contained herein should be constructed as an engineered element. The fabricator / installer shall be responsible for all structural, electrical and mechanical specifications. Information contained herein are part of an original and unpublished design by National Sign Plaza, Inc. Detailing and information contained on these pages shall not be reproduced, copied or utilized except for the specific project for which they were created, without the express written consent of National Sign Plazas, Inc.

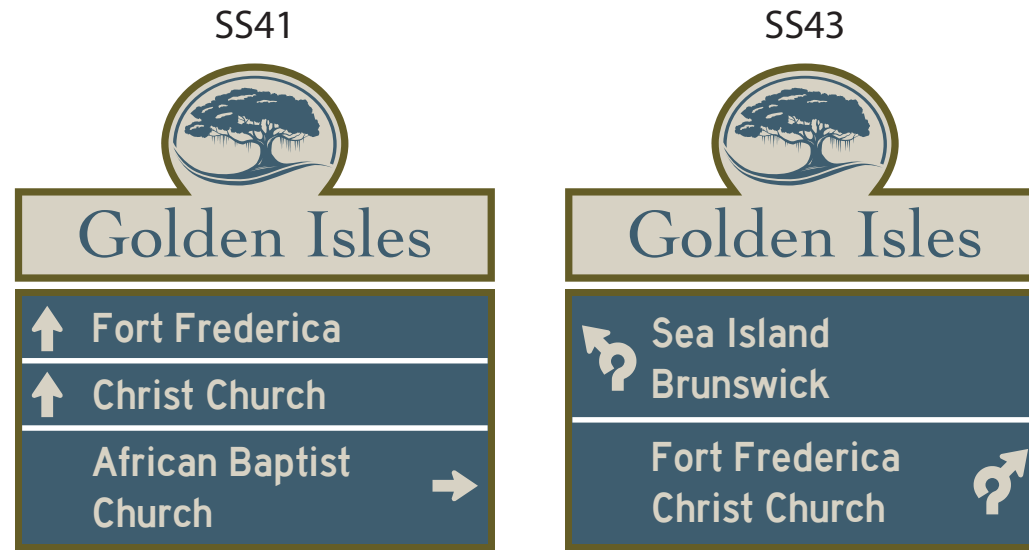


Civic Wayfinding System
Design and Planning Development

GOLDEN ISLES™
GEORGIA

PHASE 4

VEH02 - 66X67



Atlanta
 Chicago
 Denver
 Phoenix
 Orlando

Austin
 Dallas
 Houston
 San Antonio

nsp.biz

(888) 982-1234

• These documents are intended to illustrate design intent and should only be used as a general guideline. No information contained herein should be constructed as an engineered element. The fabricator / installer shall be responsible for all structural, electrical and mechanical specifications. Information contained herein are part of an original and unpublished design by National Sign Plaza, Inc. Detailing and information contained on these pages shall not be reproduced, copied or utilized except for the specific project for which they were created, without the express written consent of National Sign Plazas, Inc.

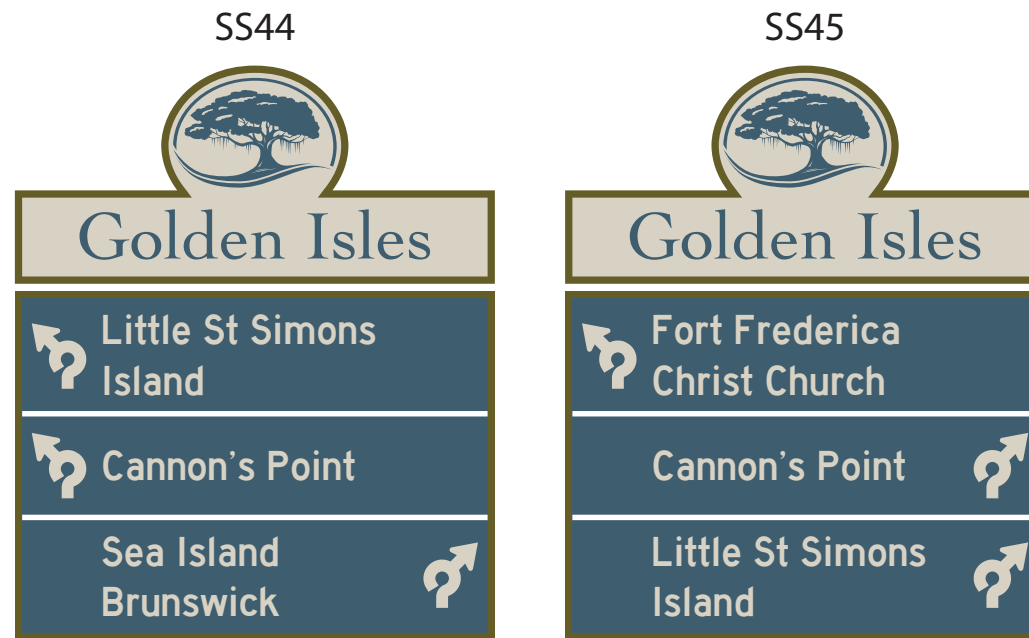


Civic Wayfinding System
Design and Planning Development

GOLDEN ISLES™
GEORGIA

PHASE 4

VEH03 - 66X79



Atlanta
Chicago
Denver
Phoenix
Orlando

nsp.biz

Austin
Dallas
Houston
San Antonio

(888) 982-1234

These documents are intended to illustrate design intent and should only be used as a general guideline. No information contained herein should be constructed as an engineered element. The fabricator / installer shall be responsible for all structural, electrical and mechanical specifications. Information contained herein are part of an original and unpublished design by National Sign Plaza, Inc. Detailing and information contained on these pages shall not be reproduced, copied or utilized except for the specific project for which they were created, without the express written consent of National Sign Plazas, Inc.



Civic Wayfinding System
Design and Planning Development

GOLDEN ISLES™
GEORGIA

VEH04 - 78X78



Atlanta
Chicago
Denver
Phoenix
Orlando

Austin
Dallas
Houston
San Antonio

nsp.biz

(888) 982-1234

These documents are intended to illustrate design intent and should only be used as a general guideline. No information contained herein should be constructed as an engineered element. The fabricator / installer shall be responsible for all structural, electrical and mechanical specifications. Information contained herein are part of an original and unpublished design by National Sign Plaza, Inc. Detailing and information contained on these pages shall not be reproduced, copied or utilized except for the specific project for which they were created, without the express written consent of National Sign Plazas, Inc.



Civic Wayfinding System
Design and Planning Development

GOLDEN ISLES™
GEORGIA

VEH04 - 78X78



Atlanta
Chicago
Denver
Phoenix
Orlando

nsp.biz

Austin
Dallas
Houston
San Antonio

(888) 982-1234

These documents are intended to illustrate design intent and should only be used as a general guideline. No information contained herein should be constructed as an engineered element. The fabricator / installer shall be responsible for all structural, electrical and mechanical specifications. Information contained herein are part of an original and unpublished design by National Sign Plaza, Inc. Detailing and information contained on these pages shall not be reproduced, copied or utilized except for the specific project for which they were created, without the express written consent of National Sign Plazas, Inc.

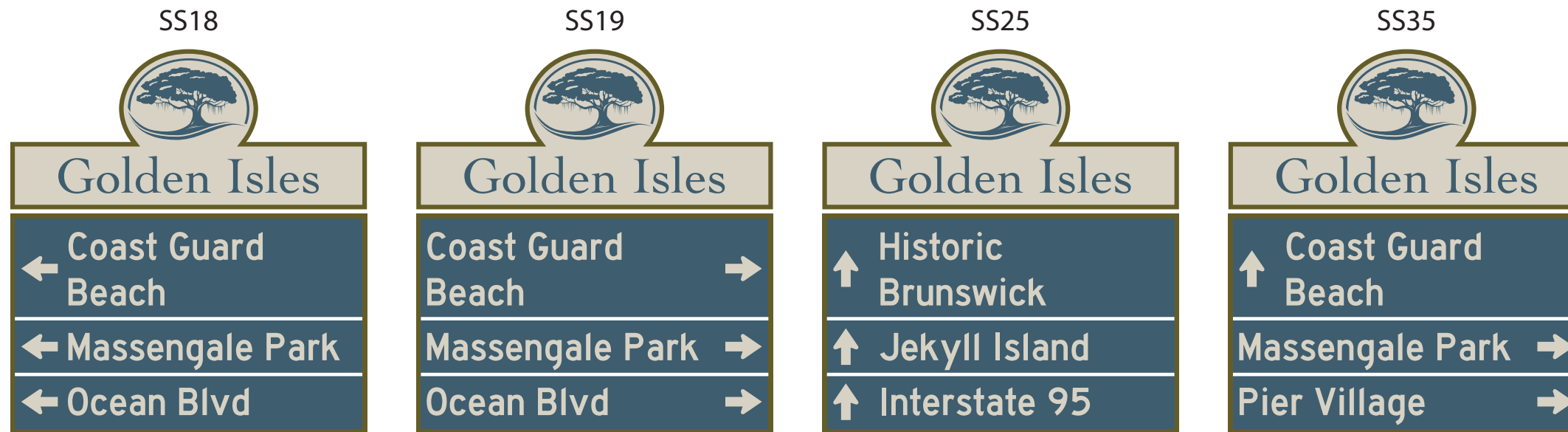


Civic Wayfinding System
Design and Planning Development

GOLDEN ISLES™
GEORGIA

PHASE 4

VEH05 - 78X84



Atlanta
Chicago
Denver
Phoenix
Orlando

Austin
Dallas
Houston
San Antonio

nsp.biz (888) 982-1234

These documents are intended to illustrate design intent and should only be used as a general guideline. No information contained herein should be constructed as an engineered element. The fabricator / installer shall be responsible for all structural, electrical and mechanical specifications. Information contained herein are part of an original and unpublished design by National Sign Plaza, Inc. Detailing and information contained on these pages shall not be reproduced, copied or utilized except for the specific project for which they were created, without the express written consent of National Sign Plazas, Inc.



Civic Wayfinding System
Design and Planning Development

GOLDEN ISLES™
GEORGIA