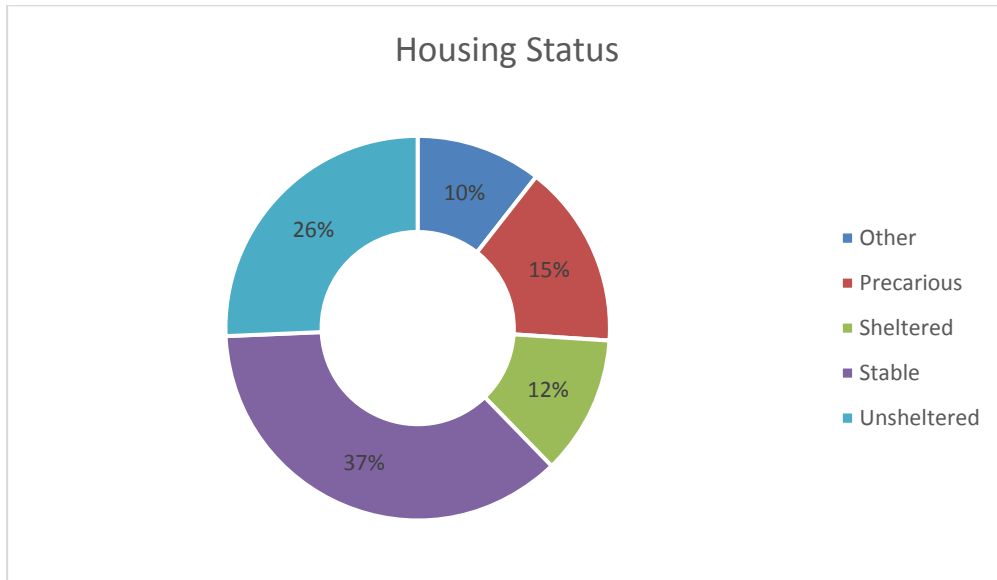


## 2017 Georgia Housing Status Survey Report: Glynn County



**Table 1: Housing Status**

Other	Precarious	Sheltered	Stable	Unsheltered
28	41	31	97	68

### HUD Housing Status Definitions

- Sheltered Homeless Persons: People who reside in an emergency shelter or in transitional/supportive housing for homeless persons
- Unsheltered Homeless Persons: People who reside in a place not meant for human habitation, such as cars, parks, sidewalks, abandoned buildings, or encampments
- Precariously Housed Persons: People who are facing loss of housing within the week, staying in dilapidated housing (not fit for human habitation), or doubled up
- Stably Housed: People who are in a stable housing situation and are not facing imminent loss of housing
- Other: People who are in jail, a hospital, or a detox program

Of the surveys returned, 278 were for respondents in Glynn County. 15% of the surveys returned were for individuals and families living in a precarious housing situation. 26% of the surveys completed were for individuals or families who were experiencing unsheltered homelessness on January 23<sup>rd</sup> of 2017. The frequencies for all locations are listed in the table below.

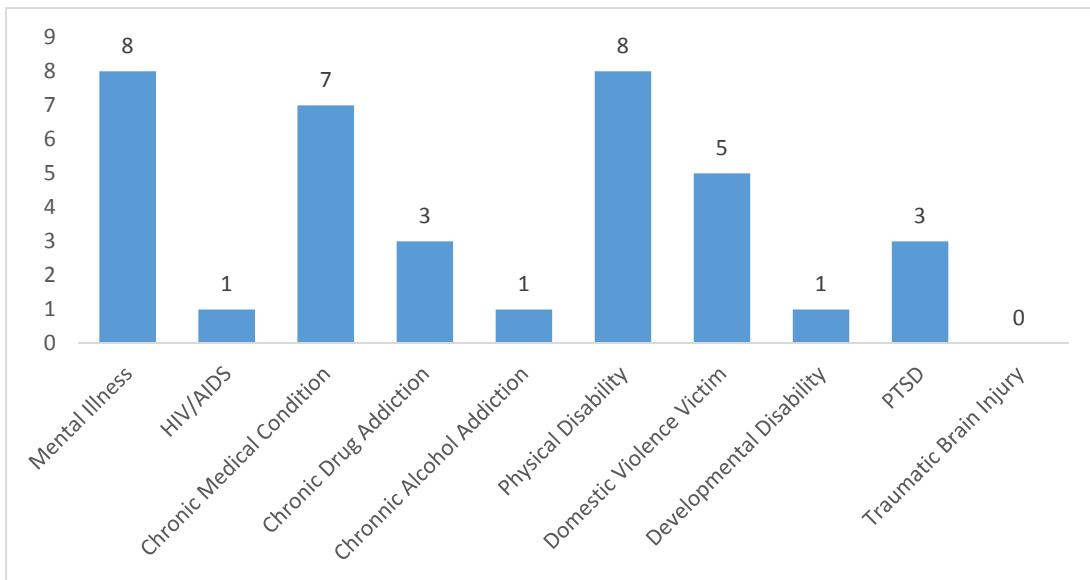
**Table 2: Respondent Location on January 23<sup>rd</sup>, 2017**

Bus or train station, airport	0
Other	0
PSH	0
Under a bridge	2
In the woods or campsite	4
Medical or Psychiatric Hospital	4
Detox Facility	5
TH	6
Jail or Prison	9
Group Home	10
In a car, truck, or van	11
Missing	13
Hotel or Motel	18
Abandoned building	24
ES or DVS	25
On the street	27
My own house or apartment	29
With friends or family	91

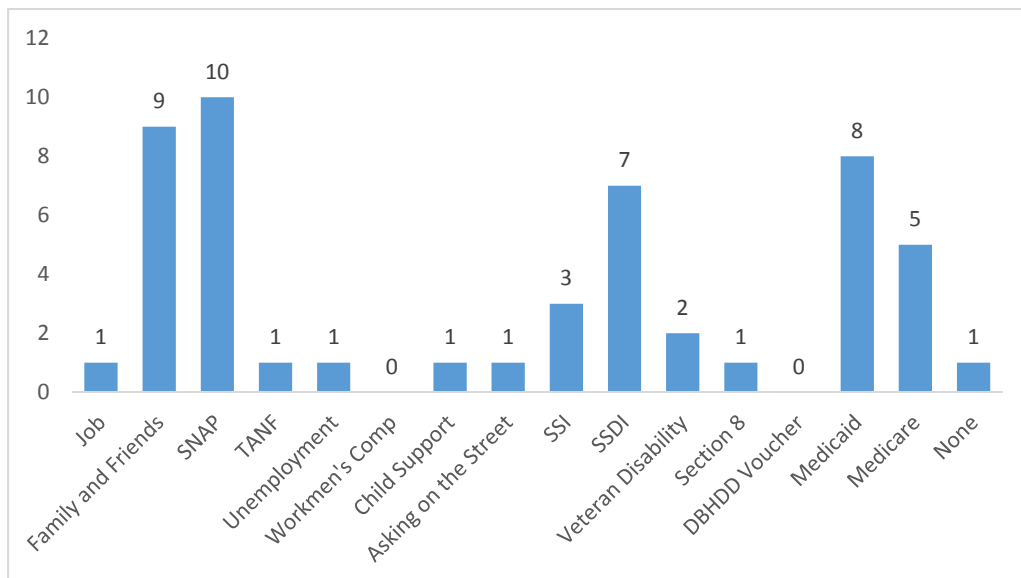
### Demographics for Precariously Housed Households

- The mean age for respondents was 37 with a range of 18 to 78 years of age.
- 39% were male and 56% were female.
- 63% identified as black, 29% identified as white, and 5% identified as another race or multiracial.
- 5% identified as Hispanic or Latino.
- 12% were veterans.
- 7% of households were households with children.

### Special Needs for Precariously Housed Households



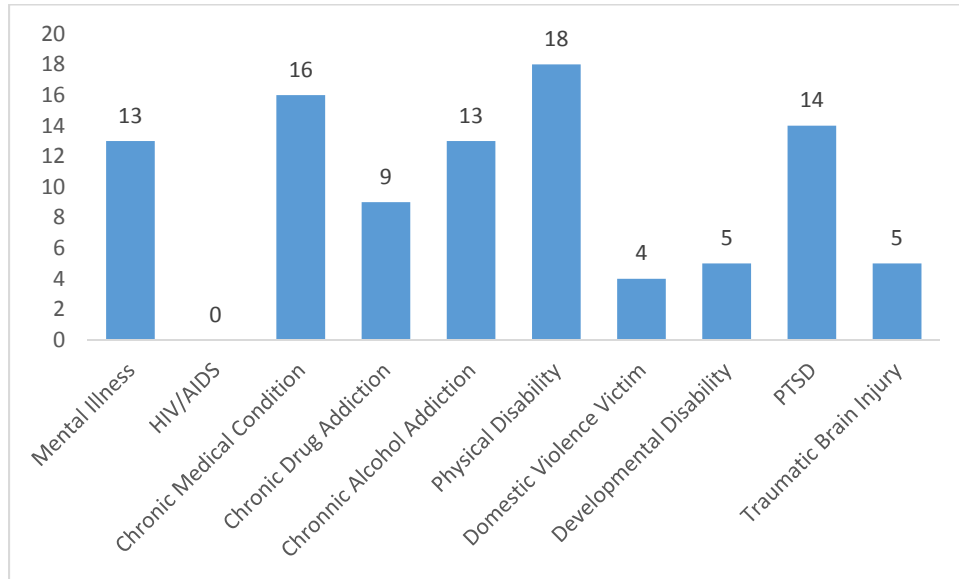
### Resources and Income for Precariously Housed Households



### Demographics for Unsheltered Homeless Households

- The mean age for respondents was 46 with a range of 19 to 67 years of age.
- 75% were male and 25% were female.
- 41% identified as black, 46% identified as white, and 7% identified as another race or multiracial.
- 2% identified as Hispanic or Latino.
- 16% were veterans.
- 2% of households were households with children.

### Special Needs for Unsheltered Homeless Households



### Resources and Income for Unsheltered Homeless Households

